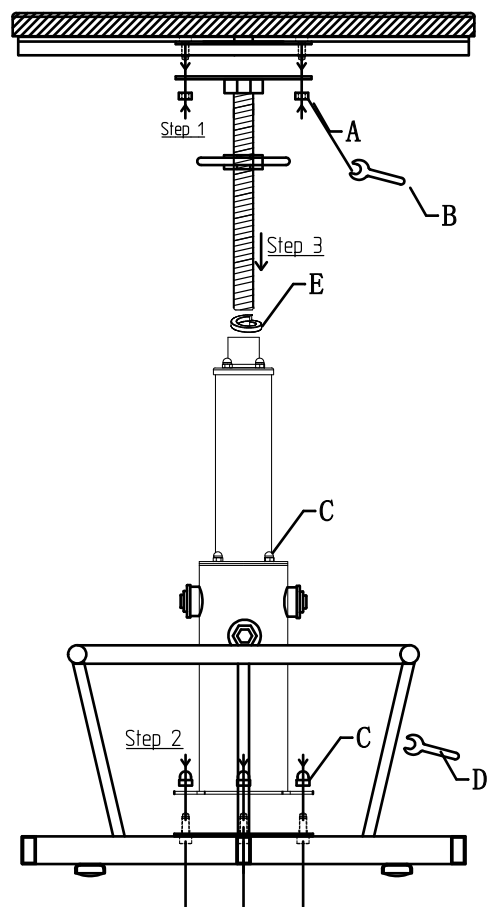



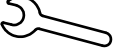



Assembly drawing

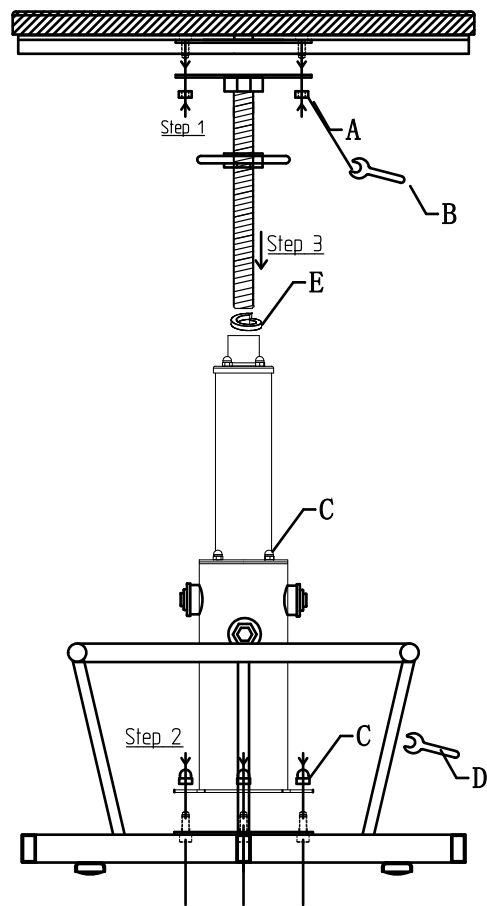


Accessories




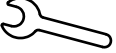

A	B	C	D
			
Hexagon nut M8*4PCS	Wrench 12mm 1PCS	Nut M8*8PCS	Wrench 14mm 1PCS
E			
			
M27 1PCS			

The 4 screws under the seat need to be screwed at the same time, then locked with a wrench.

Assembly drawing



Accessories

A	B	C	D
			
Hexagon nut M8*4PCS	Wrench 12mm 1PCS	Nut M8*8PCS	Wrench 14mm 1PCS
E			
			
M27 1PCS			

The 4 screws under the seat need to be screwed at the same time, then locked with a wrench.