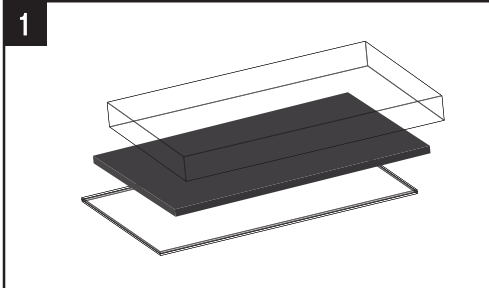
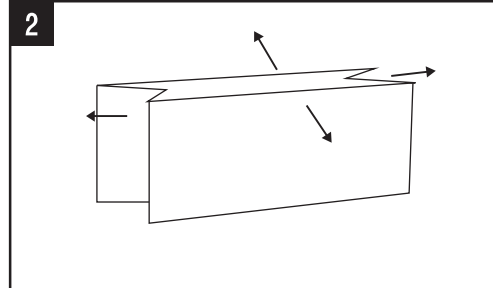


Foldable Storage Ottoman

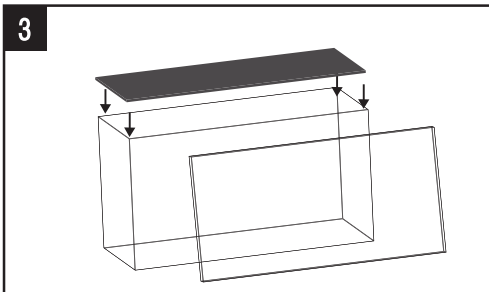
Installation Steps



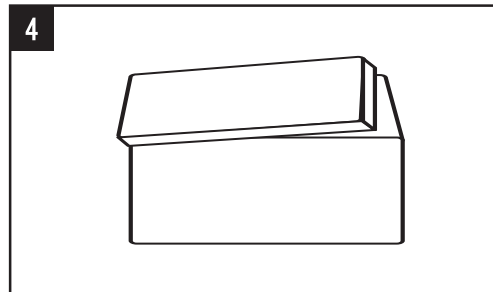
1
Open the Package



2
Unfold the Support Panel Body

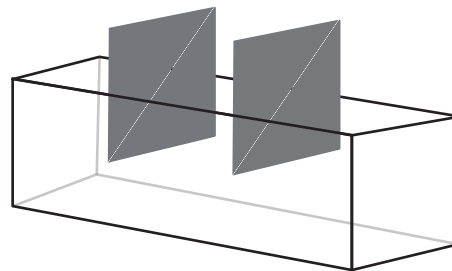
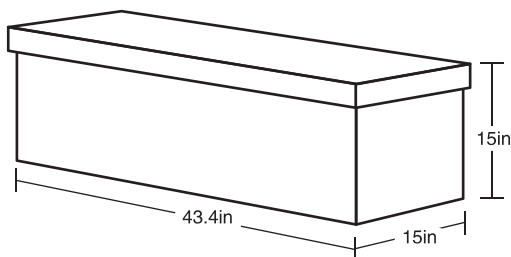


3
Insert the Bottom Panel



4
Place the lid on the ottoman to completely cover the edge of the ottoman

Product dimension :



Quality Assurance:

1. Soft velvet fabric with meticulous stitching for a sleek appearance.
2. High-density foam is not easily deformed covered with soft velvet, providing a comfortable seating experience.
3. The top is reinforced with thick MDF panels can carry up to 660 lbs(330k) .
4. Offers a35-gallon(131L)capacity storage space.

Cautions:

1. Keep away from water or damp places.
2. Prevent from being exposed to sun.
3. Don't sit down until the lid completely and correctly covers the edge of the ottoman.
4. If your new ottoman has an odor, place it in a coolwell-ventilated area for a few days before use.