

# **INSTALLATION**

## *Product Manual*

Version: KF510045US-25CX-01

with spray

## Pre-assembly (continued)

Assemble the item on a soft, non-abrasive surface, such as carpet or cardboard to avoid damaging the item. Seek assistance to assemble bulky or heavy items.



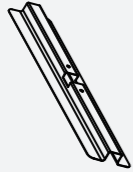
NOTE: Identify all parts packed in the carton against the parts list. Remove all the protective material carefully and DO NOT use a knife to prevent scratching the furniture.

## PACKAGE CONTENTS

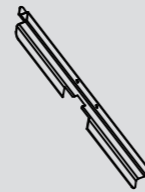


NOTE: Hardware not shown to actual size.

**A**  
X1



**B**  
X1



**C**  
X1



**D**  
X4  
M8\*20



**E**  
X4



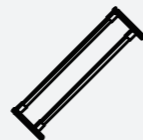
**F**  
X1



**G**  
X4



**H**  
X4



## Pre-assembly (continued)

Assemble the item on a soft, non-abrasive surface, such as carpet or cardboard to avoid damaging the item. Seek assistance to assemble bulky or heavy items.



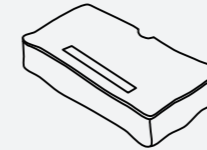
NOTE: Identify all parts packed in the carton against the parts list. Remove all the protective material carefully and DO NOT use a knife to prevent scratching the furniture.

## PACKAGE CONTENTS

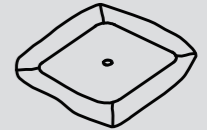


NOTE: Hardware not shown to actual size.

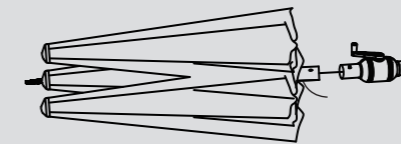
**J**  
X2



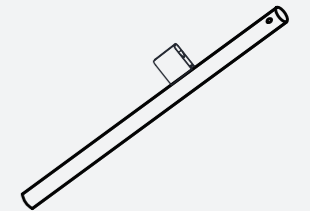
**K**  
X1



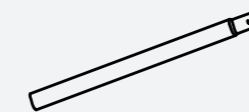
**L**  
X1



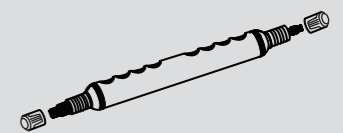
**M**  
X1



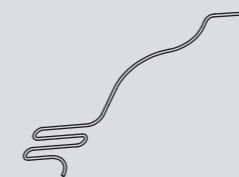
**O**  
X12



**P**  
X1





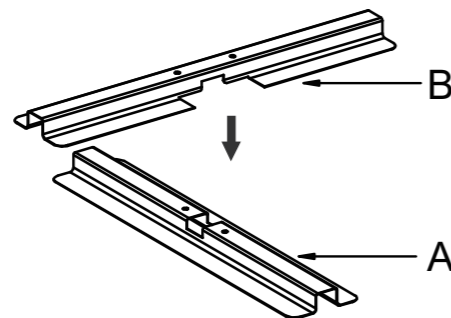
**Q**  
X1






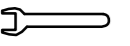
# Assembly

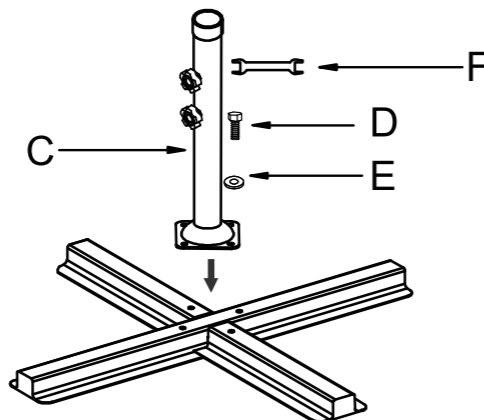
1

	AX1
	BX1



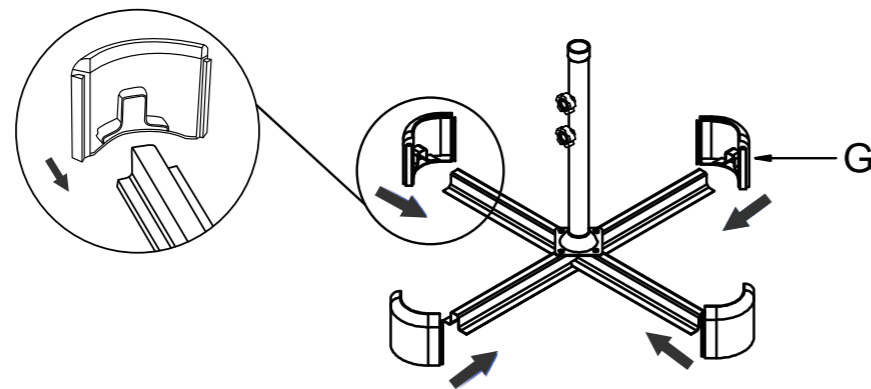
2

	CX1
	DX4
	EX4
	FX1



3

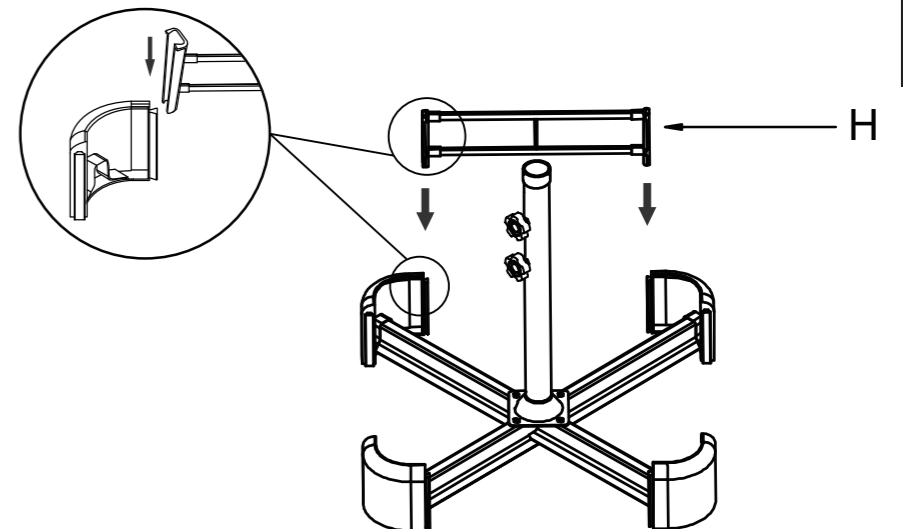
	GX4
---	-----



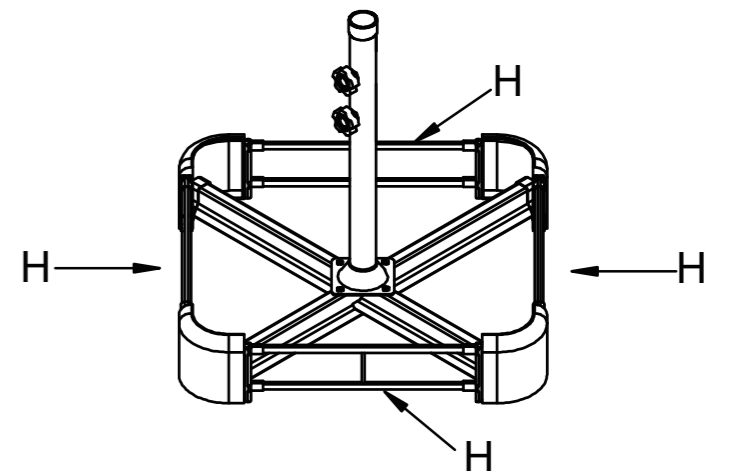
# Assembly

4


	HX4
---	-----



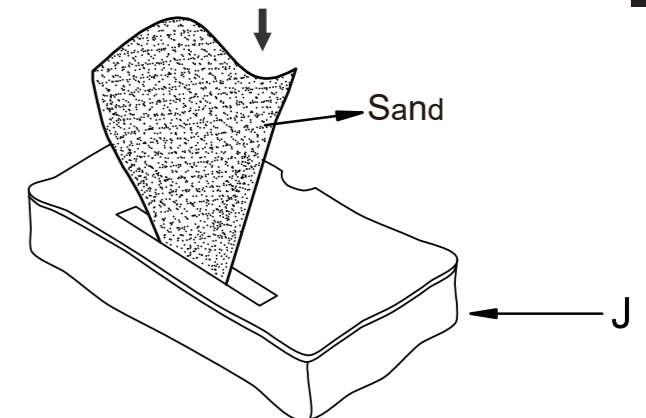
5



6

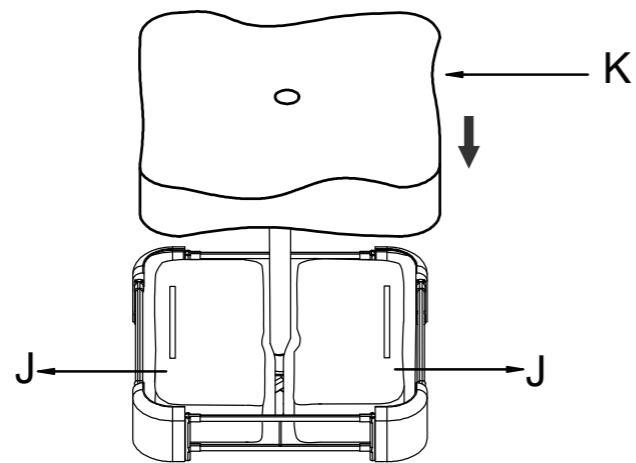
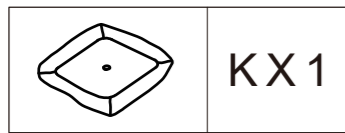
	JX2
---	-----

For proper stability of your offset umbrella. The recommended minimum weight of the sand to be placed into each sand bag is 67.5lbs for a total of 135lbs.

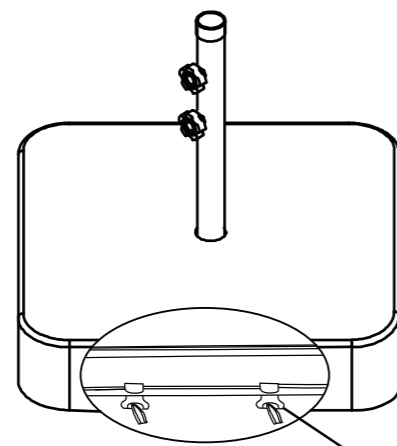


# Assembly

7

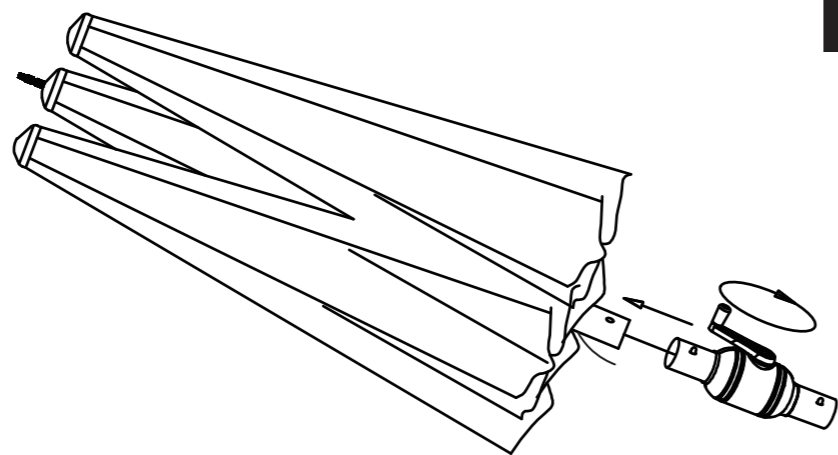
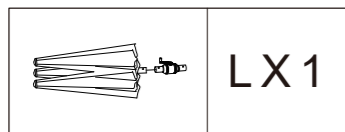


8



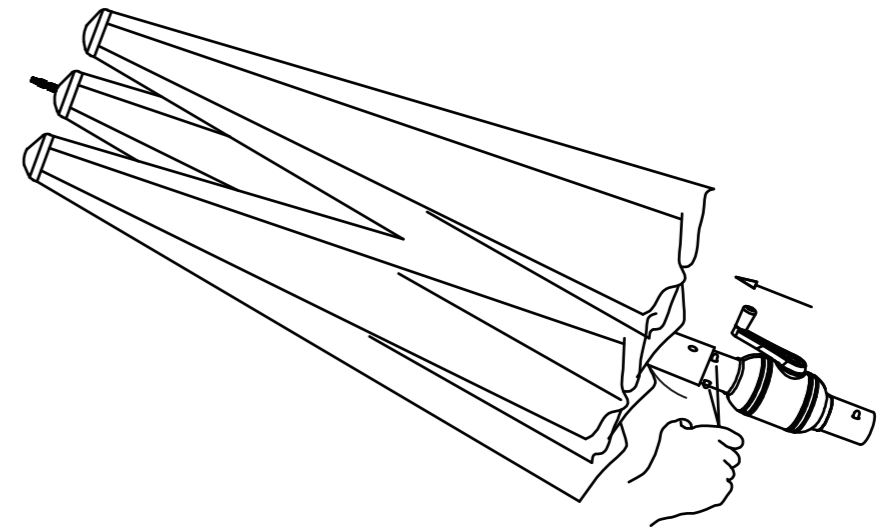
Metal Hook

9

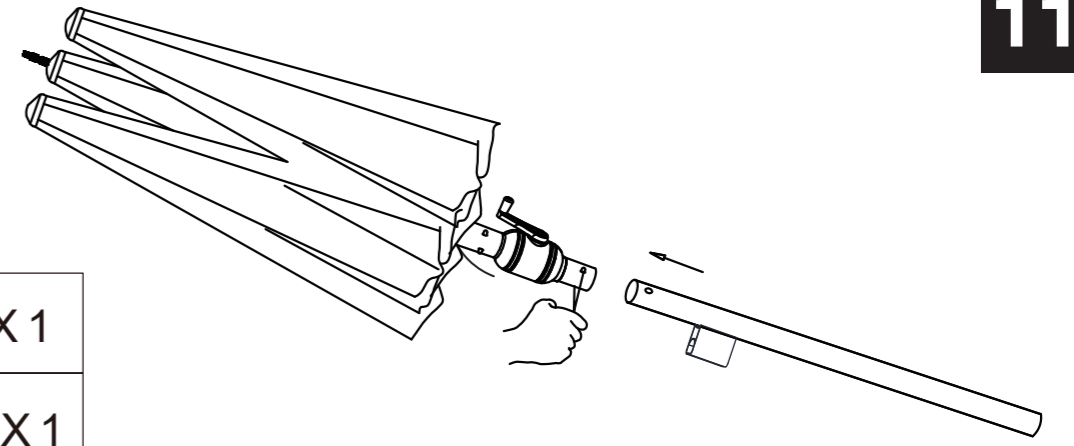
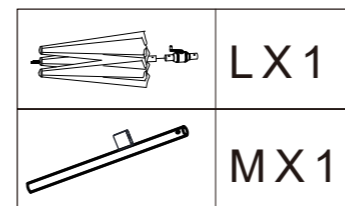


# Assembly

10



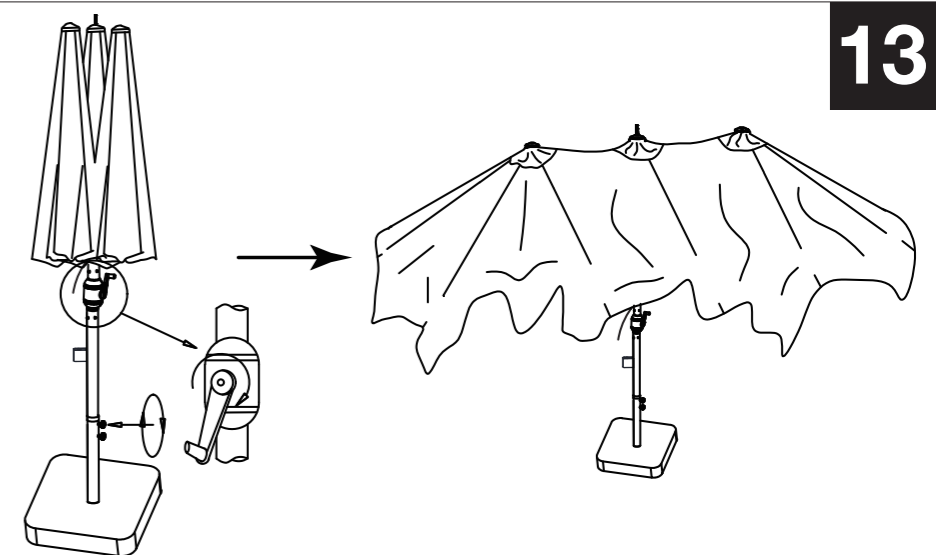
11



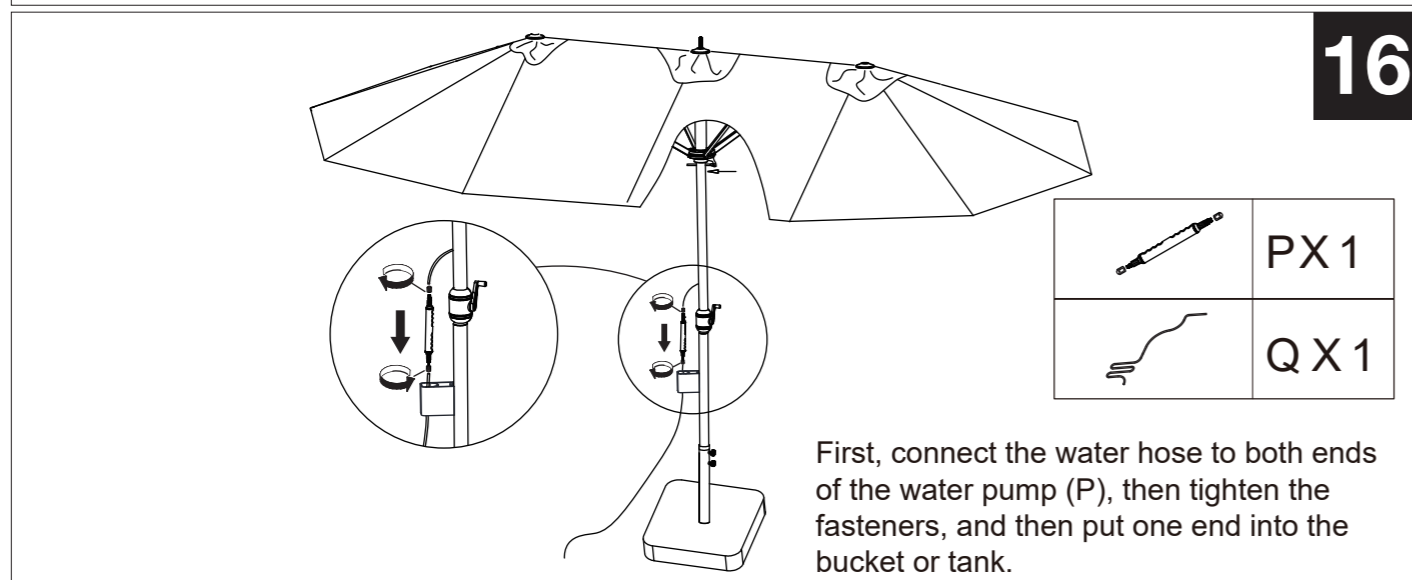
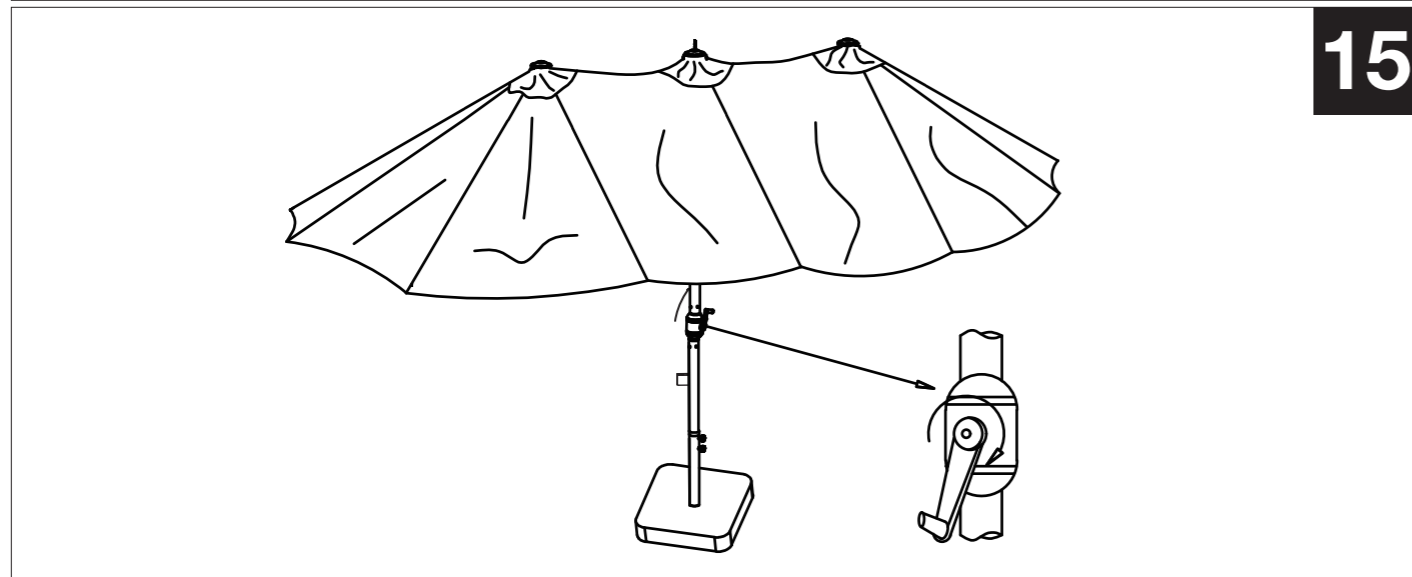
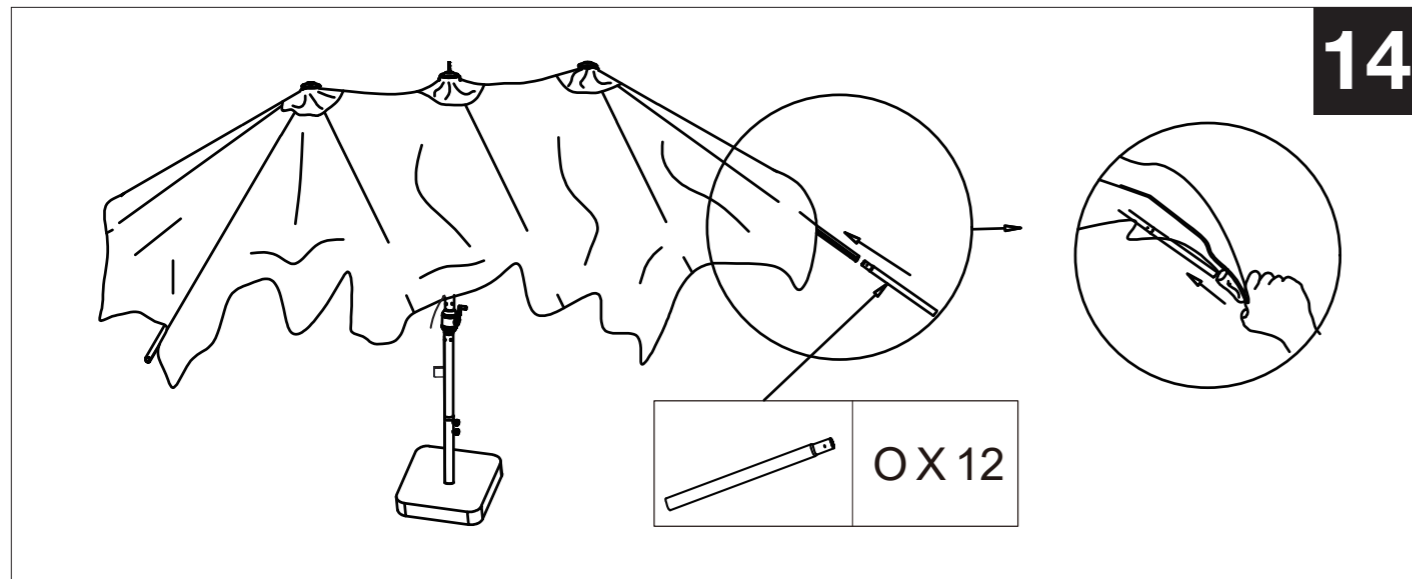
12



13



## Assembly



## Assembly

### SPECIFICATION

Adjustable Spout: Evenly atomizing/water column spray

Material: ABS/HDPE Material

Battery: 1500-2500mAh 3.7V

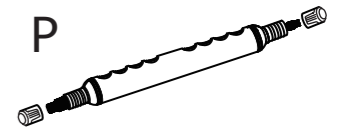
Pump: Mini self-priming water pump

Charging voltage: 5v-1A (It is recommended to use a mobile

phone charger. Quick charging is strictly prohibited. The charging red

light is on, and the blue light is on when it is full. It takes

about 4 hours to be full and can be used for 2 hours



### INSTRUCTIONS

#### Water Pump Instructions

1. Briefly press the power button to start the machine; the blue light will illuminate, indicating the machine is running.

While the machine is running, briefly press the power button to turn it off; the blue light will turn off.

2. The red light indicates that the pump is charging; the red light will turn off when the pump is fully charged.

3. The water pump can be removed and charged using any standard Type-C charger (sold separately).

# WARRANTY

## WARRANTY CLAIMS

- There is a 30-day warranty for broken furniture or any other problems that do not work properly. The warranty will start from the date of purchase which must be verified by proof of purchase.
- Before making a claim, we may be able to answer your query, simply call us. Please leave your purchase order number, along with some details of the problem, if you want a replacement part. We will arrange within 48 hours. If there is out of stock, we will reply with a shipping date.
- The product must be used in accordance with the instructions provided. For health reasons.
- For other reasons, if the furniture needs to be returned, it must be cleaned and dried and operated within 30 days of receipt.

## Type of Warranty Claim

- Failure to follow the furniture instructions will invalidate the warranty. Attention please.
- Does not include damage during installation, but includes damage during transportation.

## Scope of responsibility

- Shall not bear any responsibility for misuse or user damage and / or loss of parts during the installation of furniture.
- After using, the damage and scratches of the furniture are not covered by the warranty.

## The Warranty Relates to All Bought in The Us and Covers The Following Areas

- Sheet parts: 1 month from the date of purchase.
- Electrical parts: 1 month from the date of purchase.

# RETURNS

## CHANGED YOUR MIND AND NEED TO RETURN YOU ITEM?

### PLEASE FOLLOW THE BELOW INSTRUCTIONS:

- If you have purchased and have simply changed your mind, follow the retailer's instructions for returns.

### DEFECTIVE ITEMS

- If your item is defective in any way, i.e. it doesn't work but you can't identify why, in the first instance, please call us.

### DAMAGED ITEMS

- If you receive an order with obvious shipping damage from the retailer, then we suggest the delivery is refused. If the delivery has been accepted and then shipping damage is found, please follow the specific instructions advised by the retailer.  
In all circumstances please save all packaging material and paperwork for the order. Please be aware that if you dispose of packaging material or attempt to return the merchandise without contacting the fulfiller, you jeopardise your chances of making a claim, and you may not receive a credit for the return.

### AFTER-SALES CONTACT



[adelahu@fufugaga.com](mailto:adelahu@fufugaga.com)



208-820-0068

208-820-0799