
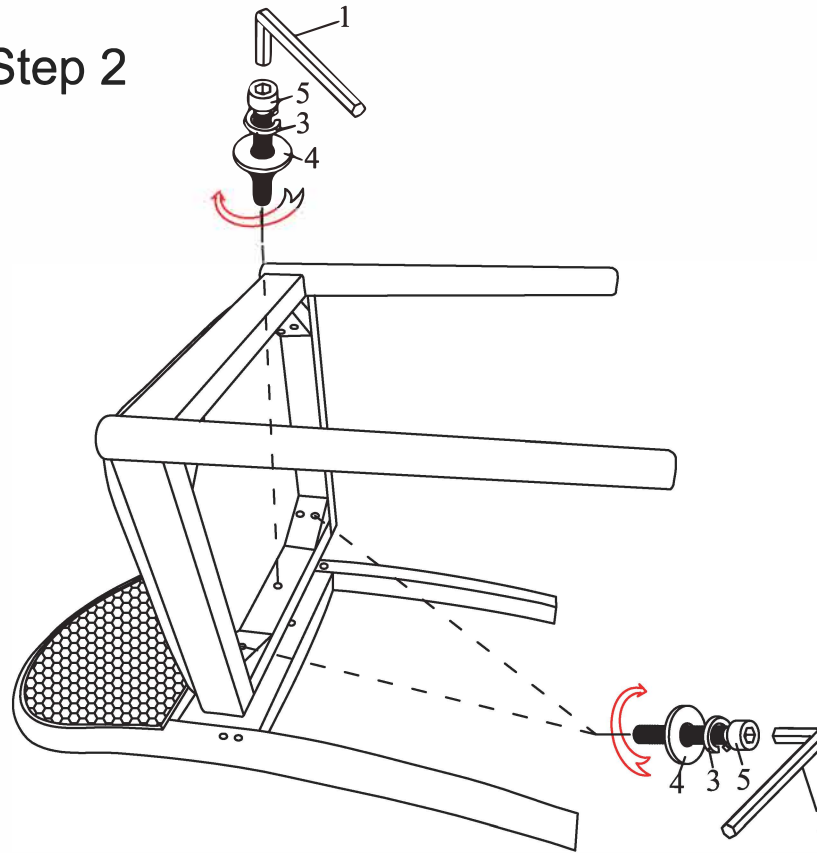


ASSEMBLY INSTRUCTIONS


Step 1



Step 2








Finish



Please leave bolts loosened until all bolts are placed before tightening completely

Hardware

1		"L" Wrench	1pc
2		British Bolt 8*70mm	4pcs
3		Spring Washer	9pcs
4		Flat Washer	9pcs
5		British Bolt 8*50mm	5pcs