


Cloud-shaped chair


S0513

Assembly Instructions

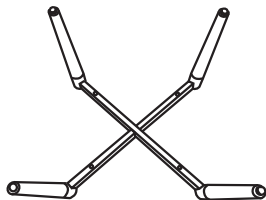


Thank you for purchasing our product. Please check that all parts are present before you start the assembly of your furniture.

A. Seat x 1



B. Base x 1



C. Screws x 4



D. Allen key x 1



Assembly steps:

1. Lay the seat facedown on a flat, clean and non-abrasive surface. Align the 4 screw holes of the base with those at the bottom of the seat.
2. Insert the screws into the aligned screw holes and fasten the screws with the Allen key.
3. Turn the assembled chair over and stand it on the floor.

