

wenTM
LIGHTING



LED MODULES AND SIGN BARS

BACK LIGHTING SERIES



Features

Sourced by high output SMD2835LED.
99.99% gold thread, pure copper bracket coated with silver.
Constant current driving technology guarantees stable performance of product.
SDCM≤5 each BIN.
Special lens design, 170°beaming angle with uniform illumination.
Overmoulded: anti-dusting, anti-moisture, waterproof, anti-shock.
50 pcs Max.(constant current) /20 pcs Max.(constant voltage) in a series connection.
CE, RoHS and UL certified.

Application

Best for 3-8 cm depth illuminate letter or light box at airports, metros, banks, buildings and shopping malls, etc.

Projects



Specifications

Part No.	Input Vol.	Dimensions(mm)	Lumen/lm	Power(W/pcs)	LED Qty/pcs	CCT/K	LED Type
ZE01BA3	12V	36*17.5*6.2	40	0.4	1	7000	2835
ZE02BA3	12V	56*17.5*6.2	80	0.8	2	7000	2835

BACK LIGHTING SERIES



Features

Sourced by high output SMD2835LED.
99.99% gold thread, pure copper bracket coated with silver.
Constant current driving technology guarantees stable performance of product.
SDCM≤5 each BIN.
Special lens design, 170°beaming angle with uniform illumination.
Overmoulded: anti-dusting, anti-moisture, waterproof, anti-shock.
30 pcs Max.(constant current) /20 pcs Max.(constant voltage) in a series connection.
CE, RoHS and UL certified.

Application

Best for 6-15 cm depth illuminate letter or light box at airports, metros, banks, buildings and shopping malls, etc.

Projects



Specifications

Part No.	Input Vol.	Dimensions(mm)	Lumen/lm	Power(W/pcs)	LED Qty/pcs	CCT/K	LED Type
ZE03BA3	12V	80*17.5*6.2	120	1.2	3	7000	2835
ZE04BA3	12V	45*43*6.2	160	1.6	4	7000	2835

BACK LIGHTING SERIES



Features

Sourced by high output SMD2835LED.
99.99% gold thread, pure copper bracket coated with silver.
SDCM≤5 each BIN.
Special lens design, 160°beaming angle with uniform illumination.
Overmoulded: anti-dusting, anti-moisture, waterproof, anti-shock.
20 pcs Max. in a series connection.
CE, RoHS and UL certified.

Application

Best for 8-15 cm depth signs at airports, metros, banks, buildings and shopping malls, etc.

Projects



Specifications

Part No.	Input Vol.	Dimensions(mm)	Lumen/lm	Power(W/pcs)	LED Qty/pcs	CCT/K	LED Type
ZE02QAC	12V	50.5*15*7.2	70	1	2	7000	2835
ZE03QAC	12V	74.5*15*7.2	100	1	3	7000	2835
ZE03QAD	12V	83*15*7.2	145	1.5	3	7000	2835

BACK LIGHTING SERIES



Features

Sourced by high output SMD2835LED.
99.99% gold thread, pure copper bracket coated with silver.
Constant current driving technology guarantees stable performance of product.
SDCM≤5 each BIN.
Special lens design, 160°beaming angle with uniform illumination.
Overmoulded: anti-dusting, anti-moisture, waterproof, anti-shock.
50 pcs Max. in a series connection.
CE, RoHS and UL certified.

Application

Best for 8-15 cm depth signs at airports, metros, banks, buildings and shopping malls, etc.

Projects



Specifications

Part No.	Input Vol.	Dimensions(mm)	Lumen/lm	Power(W/pcs)	LED Qty/pcs	CCT/K	LED Type
ZE02QB7	12V	52.4*15*9.2	70	0.72	2	7000	2835
ZE03QB7	12V	74.4*15*9.2	106	1.1	3	7000	2835

POWERED BY SAMSUNG LED



Features

Sourced by high output SAMSUNG LED.
99.99% gold thread, pure copper bracket coated with silver.
SDCM≤5 each BIN.
Special lens design, 160°beaming angle with uniform illumination.
Overmoulded: anti-dusting, anti-moisture, waterproof, anti-shock.
20 pcs Max. in a series connection.
CE, RoHS and UL certified.

Application

Best for 8-15 cm depth signs at airports, metros, banks, buildings and shopping malls, etc.

Projects



Specifications

Part No.	Input Vol.	Dimensions(mm)	Lumen/lm	Power(W/pcs)	LED Qty/pcs	CCT/K	LED Type
ZE03BB5	12V	85*17.5*7.2	110	1.32	3	7000	SAMSUNG LED

BACK LIGHTING SERIES



Features

Sourced by high output SMD5730/5050LED.
99.99% gold thread, pure copper bracket coated with silver.
SDCM≤5 each BIN.
Special lens design, 160°beaming angle with uniform illumination.
Overmoulded: anti-dusting, anti-moisture, waterproof, anti-shock.
20 pcs Max. in a series connection.
CE, RoHS and UL certified.

Application

Best for 8-15 cm depth signs at airports, metros, banks, buildings and shopping malls, etc.

Projects



Specifications

Part No.	Input Vol.	Dimensions(mm)	Lumen/lm	Power(W/pcs)	LED Qty/pcs	CCT/K	LED Type
ZL03QA4	12V	85*17.5*8.4	110	1.32	3	7000	5730
ZH03QA5	12V	85*17.5*8.4	R6 G22 B5	0.65	3	RGB	5050
ZH03QA8	12V	87*17.5*8.2	R6 G22 B5 W20	0.96	3	RGBW	5050

MINI MODULE SERIES



Features

Sourced by high output SMD2835LED.
99.99% gold thread, pure copper bracket coated with silver,
SDCM≤5 each BIN.
Protection cover over the LED, 120°beaming angle with uniform illumination.
Well sealed: anti-dusting, anti-moisture, waterproof, anti-shock.
20 pcs Max. in a series connection.
CE, RoHS and UL certified.

Application

Apply to 3-6cm depth signs at airports, metros, banks, buildings and shopping malls, etc.

Projects



Specifications

Part No.	Input Vol.	Dimensions(mm)	Lumen/lm	Power(W/pcs)	LED Qty/pcs	CCT/K	LED Type
ZE02QAB	12V	30*7.5*4.3	20	0.32	2	7000	2835

HIGH LIGHT EFFICIENCY LED MODULE



Features

Sourced by high output SMD2835LED.
99.99% gold thread, pure copper bracket coated with silver,
SDCM≤5 each BIN.
Special lens design, 160°beaming angle with uniform illumination.
Overmoulded: anti-dusting, anti-moisture, waterproof, anti-shock.
20 pcs Max. in a series connection.
CE, RoHS and UL certified.

Application

Best for 8-15 cm depth signs at airports, metros, banks, buildings and shopping malls, etc.


Projects



Specifications

Part No.	Input Vol.	Dimensions(mm)	Lumen/lm	Power(W/pcs)	LED Qty/pcs	CCT/K	LED Type
ZE04QAA2	12V	90*16*7.4	110	0.72	4	7000	2835

BACK LIGHTING SERIES



Features

Sourced by high output SMD2835/3030LED.
99.99% gold thread, pure copper bracket coated with silver.
SDCM≤5 each BIN.
Special lens design, 170°/160°beaming angle with uniform illumination.
Overmoulded: anti-dusting, anti-moisture, waterproof, anti-shock.
50/20 pcs Max. in a series connection.
CE, RoHS and UL certified.

Application

Best for 3.5-15 cm depth single-sided light box at airports, metros, banks, buildings and shopping malls, etc.

Projects



Specifications


Part No.	Input Vol.	Dimensions(mm)	Lumen/lm	Power(W/pcs)	LED Qty/pcs	CCT/K	LED Type
ZE01B82	12V	37*25.5*7.1	55	0.72	1	7000	2835
ZF01B82	12V	43*23*7.8	125	1.32	1	7000	3030

BACK LIGHTING SERIES



Features

Sourced by high output SMD2835LED.
99.99% gold thread, pure copper bracket coated with silver.
SDCM≤5 each BIN.
Special lens design, 170°beaming angle with uniform illumination.
Overmoulded on aluminum PCB: anti-dusting, anti-moisture, waterproof, anti-shock.
38 pcs Max. in a series connection.
CE, RoHS and UL certified.



Application

Best for 3.5-10 cm depth single-sided light box at airports, metros, banks, buildings and shopping malls, etc.

Projects



Specifications

Part No.	Input Vol.	Dimensions(mm)	Lumen/lm	Power(W/pcs)	LED Qty/pcs	CCT/K	LED Type
ZE01BA2	12V	35*22.5*7.09	55	0.72	1	7000	2835

BACK LIGHTING SERIES

AC110V/220V



Features

Sourced by high output 3030 LED.
99.99% gold thread, pure copper bracket coated with silver.
SDCM≤5 each BIN.
Special lens design, 170°beaming angle with uniform illumination.
Overmoulded: anti-dusting, anti-moisture, waterproof, anti-shock.
50 pcs Max. in a series connection.
CE, RoHS and UL certified.

Application

Best for 8-20 cm depth single-sided light box at airports, metros, banks, buildings and shopping malls, etc.

Projects



Specifications

Part No.	Input Vol.	Dimensions(mm)	Lumen/lm	Power(W/pcs)	LED Qty/pcs	CCT/K	LED Type
ZX04QG1	110V/220V	157x28x8.8	260	3	4	7000	3030

POWERED BY LG LED



Features

Sourced by high output LG LED.
99.99% gold thread, pure copper bracket coated with silver.
SDCM≤3 each BIN.
Special lens design, 170°beaming angle with uniform illumination.
Overmoulded: anti-dusting, anti-moisture, waterproof, anti-shock.
12/15 pcs Max. in a series connection.
CE, RoHS and UL certified.

Application

Best for 8-20 cm depth signs at airports, metros, banks, buildings and shopping malls, etc.

Projects



Specifications

Part No.	Input Vol.	Dimensions(mm)	Lumen/lm	Power(W/pcs)	LED Qty/pcs	CCT/K	LED Type
ZX03QB1	12/24V	180*26*8.4	500	4	3	7000	LG LED

BACK LIGHTING SERIES

5PCS/M²



Features

Sourced by high output SMD 3030LED.
99.99% gold thread, pure copper bracket coated with silver,
SDCM≤5 each BIN.
Special lens design, 170°beaming angle with uniform illumination.
Overmoulded: anti-dusting, anti-moisture, waterproof, anti-shock.
9 pcs Max. in a series connection.
CE, RoHS and UL certified.

Application

Best for 10-20 cm depth signs at airports, metros, banks, buildings and shopping malls, etc.

Projects



Specifications

Part No.	Input Vol.	Dimensions(mm)	Lumen/lm	Power(W/pcs)	LED Qty/pcs	CCT/K	LED Type
ZF09QB1	12V	94*94*7.8	650	7	9	7000	3030

POWERED BY SEOUL LED

4PCS/M²



Features

Sourced by high output SMD Seoul 1919LED.
99.99% gold thread, pure copper bracket coated with silver,
SDCM≤3 each BIN.
Special lens design, 175°beaming angle with uniform illumination.
Special overmoulded construction: anti-dusting, anti-moisture, waterproof, anti-shock.
12 pcs Max. in a series connection.
CE, RoHS and UL certified.

Application

Best for 10-20cm depth light box at airports, metros, banks, buildings and shopping malls, etc.


Projects



Specifications

Part No.	Input Vol.	Dimensions(mm)	Lumen/lm	Power(W/pcs)	LED Qty/pcs	CCT/K	LED Type
ZW03WB1	12V	124*82*11	600	7	3	7000	Seoul LED

BACK LIGHTING SERIES



Features

Sourced by high output SMD2835LED.
99.99% gold thread, pure copper bracket coated with silver.
SDCM≤5 each BIN.
Special lens design, 170°beaming angle with uniform illumination.
Well sealed: anti-dusting, anti-moisture, waterproof, anti-shock.
12 bars Max. in a series connection.
CE, RoHS and UL certified.

Application

Best for 3.5-15 cm depth single-sided light box at airports, metros, banks, buildings and shopping malls, etc.


Projects



Specifications

Part No.	Input Vol.	Dimensions(mm)	Lumen/lm	Power(W/pcs)	LED Qty/pcs	CCT/K	LED Type
YE06LC1-48-80	24V	480*20*7.2	600	6	6	7000	2835
YE12LC1-96-80	24V	960*20*7.2	1200	12	12	7000	2835

BACK LIGHTING SERIES



Features

Sourced by high output SMD2835LED.
99.99% gold thread, pure copper bracket coated with silver.
SDCM≤5 each BIN.
Special lens design, 160°beaming angle with uniform illumination.
Well sealed: anti-dusting, anti-moisture, waterproof, anti-shock.
20 pcs Max. in a series connection.
CE, RoHS and UL certified.

Application

Best for 10-20cm depth light box at airports, metros, banks, buildings and shopping malls, etc.


Projects



Specifications

Part No.	Input Vol.	Dimensions(mm)	Lumen/lm	Power(W/pcs)	LED Qty/pcs	CCT/K	LED Type
YE30GA1-AO-AO	12V	982*36*9.8	620	7.2	30	7000	2835

EDGE LIGHTING SERIES



Features

Sourced by high output SMD3030/3535LED.
99.99% gold thread, pure copper bracket coated with silver.
SDCM≤5 each BIN.
Special lens design, 10°65°/15°45°beaming angle with uniform illumination.
Overmoulded: anti-dusting, anti-moisture, waterproof, anti-shock.
20 pcs/10 pcs Max. in a series connection.
CE, RoHS and UL certified.

Application

Best for 10-20 cm depth double-sided light box at airports, metros, banks, buildings and shopping malls, etc...

Projects



Specifications

Part No.	Input Vol.	Dimensions(mm)	Lumen/lm	Power(W/pcs)	LED Qty/pcs	CCT/K	LED Type
ZF01BB3	12V	43*23*11.6	125	1.32	1	7000	3030
ZX01BB2	12V	51.4*32*14.8	250	2.5	1	7000	3535

EDGE LIGHTING SERIES



Features

Sourced by high output SMD3030LED.
99.99% gold thread, pure copper bracket coated with silver.
SDCM≤5 each BIN.
Special lens design, 10°65°beaming angle with uniform illumination.
Overmoulded: anti-dusting, anti-moisture, waterproof, anti-shock.
15 pcs Max. in a series connection.
CE, RoHS and UL certified.

Application

Best for 8-20 cm depth double-sided light box at airports, metros, banks, buildings and shopping malls, etc.

Projects



Specifications

Part No.	Input Vol.	Dimensions(mm)	Lumen/lm	Power(W/pcs)	LED Qty/pcs	CCT/K	LED Type
ZF03BB1	12V	74*20*9.8	250	2.5	3	7000	3030

POWERED BY LG LED



Features

Sourced by high output LG LED.
99.99% gold thread, pure copper bracket coated with silver,
SDCM≤3 each BIN.
Special lens design, 10°40°beaming angle with uniform illumination.
Overmoulded: anti-dusting, anti-moisture, waterproof, anti-shock.
20/10 pcs Max. in a series connection.
CE, RoHS and UL certified.

Application

Best for 8-30 cm depth double-sided light box at airports, metros, banks, buildings and shopping malls, etc.

Projects



Specifications

Part No.	Input Vol.	Dimensions(mm)	Lumen/lm	Power(W/pcs)	LED Qty/pcs	CCT/K	LED Type
ZX01QB3	12-24V	68*30*15	260	2.2	1	7000	LG LED
ZX03QB3	12-24V	142*30*15	780	6.5	3	7000	LG LED

POWERED BY OSRAM LED



Features

Sourced by high output OSRAM LED.
99.99% gold thread, pure copper bracket coated with silver,
SDCM≤3 each BIN.
Special lens design, 15°45°beaming angle with uniform illumination.
20/10 pcs Max. in a series connection.
CE, RoHS and UL certified.

Application

Best for 10-30 cm depth double-sided light box or 10-20cm depth single-sided light box at airports, metros, banks, buildings and shopping malls, etc.

Projects



Specifications

Part No.	Input Vol.	Dimensions(mm)	Lumen/lm	Power(W/pcs)	LED Qty/pcs	CCT/K	LED Type
YX03DD1	24V	295*27.5*15.6	810	9	3	7000	OSRAM LED
YX05DD1	24V	495*27.5*15.6	1350	15	5	7000	OSRAM LED

POWERED BY OSRAM LED



Features

Sourced by high output OSRAM LED.
99.99% gold thread, pure copper bracket coated with silver,
SDCM≤3 each BIN.
Special lens design, 15°45° beaming angle with uniform illumination.
Overmoulded: anti-dusting, anti-moisture, waterproof, anti-shock.
10 pcs Max. in a series connection.
CE, RoHS and UL certified.

Application

Best for 10-30 cm depth double-sided light box at airports, metros, banks, buildings and shopping malls, etc.

Projects



Specifications

Part No.	Input Vol.	Dimensions(mm)	Lumen/lm	Power(W/pcs)	LED Qty/pcs	CCT/K	LED Type
YX03QD1	24V	247x31x17.5	850	9	3	7000	OSRAM LED

POWERED BY OSRAM LED



AC110-220V



Features

Sourced by high output OSRAM LED.
Beautiful appearance, optical lens design, 10° x 45°, less quantity for each square meter, with uniform illumination.
High-voltage switch constant current driver, high brightness, good light efficiency, wireless loss, cascading.
Constant power to protect passing voltage, temperature, current.
20 pcs Max. in a series connection.
Aluminum shell, UL94V-0, IP60.
CE, RoHS and UL certified.

Application

Best for 10-30 cm depth double-sided light box at airports, metros, banks, buildings and shopping malls, etc.

Projects



Specifications


Part No.	Input Vol.	Dimensions(mm)	Lumen/lm	Power(W/pcs)	LED Qty/pcs	CCT/K	LED Type
YX06KG2	AC110-220V	495*32.4*23.3	1450	18	6	7000	OSRAM LED

FLEX LINEAR LIGHT

LBY LED provide different IP graded strips



LBY LED provide full CCT range from 2300K to 6500K



Various CRI option from 75 to 95



POWERED BY OSRAM LED

Features

Sourced by high output OSRAM 2835 LED with uniform illumination.
99.99% gold thread, pure copper bracket coated with silver,
USA Internatix phosphor with CRI>80.
SDCM≤3 each BIN.
Double layer rolled copper FPC.
3M 300LSE tape attached.
CE, RoHS and UL certified.

Application

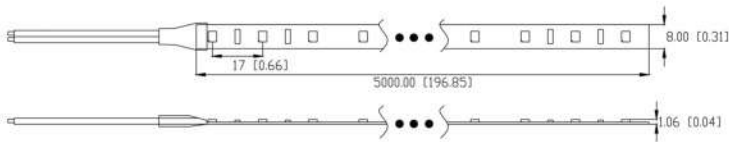
City lighting, landscape lighting,
commercial lighting and house contour lighting, etc.



Color Temperature



Dimensions



Projects



Specifications

Part No.	Input Vol.	Dimensions(mm)	LM/M	Power(W/M)	LED Qty/M	CCT/K	LED Type
SR60LA1	12/24V	5000*8	1200	12	60	3000-6500	OSRAM 2835

POWERED BY OSRAM LED

Features

Sourced by high output OSRAM 2835 LED with uniform illumination.
99.99% gold thread, pure copper bracket coated with silver,
USA Internatix phosphor with CRI>80.
SDCM≤3 each BIN.
Double layer rolled copper FPC.
3M 300LSE tape attached.
CE, RoHS and UL certified.

Application

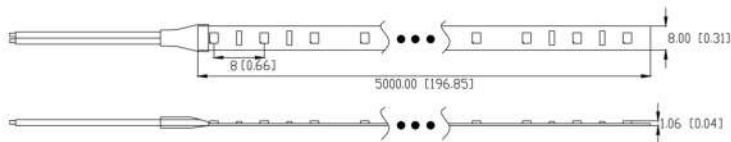
City lighting, landscape lighting,
commercial lighting and house contour lighting, etc.



Color Temperature



Dimensions



Projects



Specifications

Part No.	Input Vol.	Dimensions(mm)	LM/M	Power(W/M)	LED Qty/M	CCT/K	LED Type
SR60LA1	12/24V	5000*8	1500	15	120	3000-6500	OSRAM 2835

2835 LED STRIP

Features

Sourced by high output 2835 LED with uniform illumination.
99.99% gold thread, pure copper bracket coated with silver,
USA Internatix phosphor with CRI>80.
SDCM≤5 each BIN.
Double layer rolled copper FPC.
3M 300LSE tape attached.
CE, RoHS and UL certified.

Application

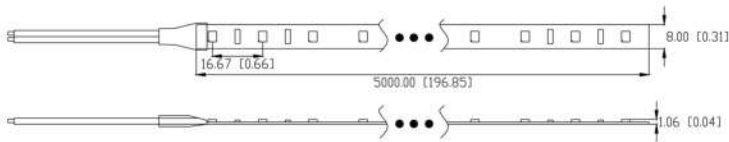
City lighting, landscape lighting,
commercial lighting and house contour lighting, etc.



Color Temperature



Dimensions



Projects



Specifications

Part No.	Input Vol.	Dimensions(mm)	LM/M	Power(W/M)	LED Qty/M	CCT/K	LED Type
SE60LA1	12/24V	5000*8	1200	12	60	2300-6500	2835
SEC0LA1	12/24V	5000*8	1500	15	120	2300-6500	2835
SEC0LC1	24V	5000*12	3000	24	240	2300-6500	2835

2835 LED STRIP

Features

Sourced by high output 2835 LED with uniform illumination.
99.99% gold thread, pure copper bracket coated with silver,
USA Internatix phosphor with CRI>80.
SDCM≤5 each BIN.
Double layer rolled copper FPC.
3M 300LSE tape attached.
Sealed by silicon glue, anti-UV and never turn yellow.
CE, RoHS and UL certified.

Application

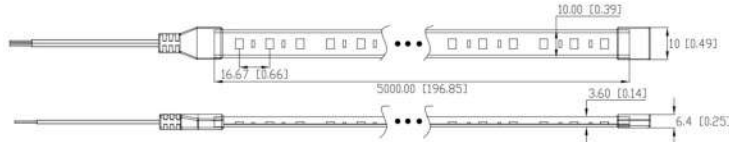
City lighting, landscape lighting,
commercial lighting and house contour lighting, etc.



Color Temperature



Dimensions



Projects



Specifications

Part No.	Input Vol.	Dimensions(mm)	LM/M	Power(W/M)	LED Qty/M	CCT/K	LED Type
SE60JA1	12/24V	5000*10	1150	12	60	2300-6500	2835
SEC0JA1	12/24V	5000*10	1450	15	120	2300-6500	2835

2835 LED STRIP Constant Current 20M Roll

Features

Sourced by high output 2835 LED with uniform illumination and high light efficiency 100lm/w.
DC24v,constant current design with equal brightness. Over voltage protection.Safe and stable.
Max.20m per roll by one end power supply,and Max. 40m by both ends power supply. Long cascade with more convenient installation and easier connection.
99.99% gold thread, pure copper bracket coated with silver.
USA Intematix phosphor with CRI>80. SDCM≤3-5 each BIN.
Double layer 3 ounce rolled copper FPC with good heat dissipation.
3M 300LSE tape attached.
CE, RoHS and UL certified.

Application

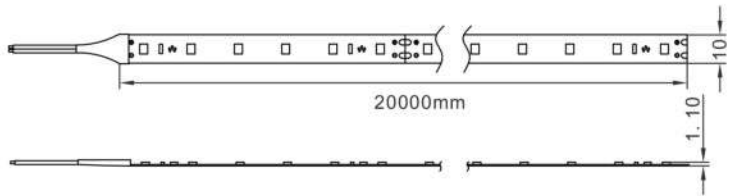
City lighting, landscape lighting,
commercial lighting and house contour lighting, etc.



Color Temperature



Dimensions



Projects



Specifications

Part No.	Input Vol.	Dimensions(mm)	LM/M	Power(W/M)	LED Qty/M	CCT/K	LED Type
SE60LD2	24V	20000*10	720	7.2	60	2300-6500	2835

2835 LED STRIP 150 Lm/W

Features

Sourced by high output 2835 LED with uniform illumination and high light efficiency 150lm/w.
DC24v,constant current design with equal brightness. Over voltage protection.Safe and stable.
99.99% gold thread, pure copper bracket coated with silver.
USA Intematix phosphor with CRI>80. SDCM≤3-5 each BIN.
Double layer 2 ounce rolled copper FPC with good heat dissipation.
3M 300LSE tape attached.
CE, RoHS and UL certified.

Application

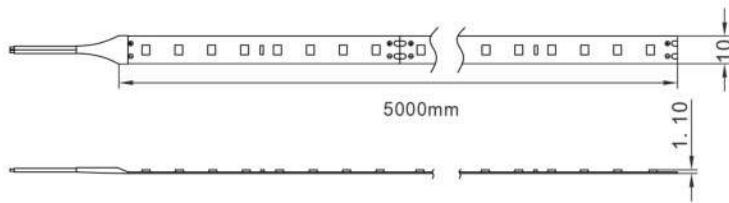
City lighting, landscape lighting,
commercial lighting and house contour lighting, etc.



Color Temperature



Dimensions



Projects



Specifications

Part No.	Input Vol.	Dimensions(mm)	LM/M	Power(W/M)	LED Qty/M	CCT/K	LED Type
SE64LC2	24V	5000*10	720	4.8	64	2300-6500	2835
SE96LC2	24V	5000*10	1100	7.2	96	2300-6500	2835
SEC8LC2	24V	5000*10	1450	9.6	108	2300-6500	2835

2835 LED CCT TURNABLE STRIPS

Features

Sourced by high output 2835 LED with uniform illumination.
99.99% gold thread, pure copper bracket coated with silver.
USA Internatix phosphor with CRI>80.
SDCM≤5 each BIN.
Double layer rolled copper FPC.
3M 300LSE tape attached.
CE, RoHS and UL certified.

Application

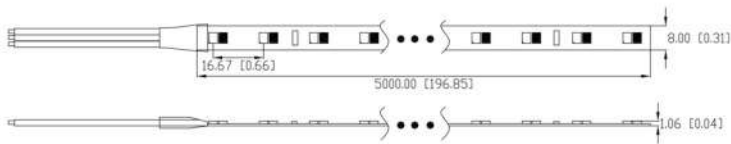
City lighting, landscape lighting,
commercial lighting and house contour lighting, etc.



Color Temperature



Dimensions



Projects



Specifications

Part No.	Input Vol.	Dimensions(mm)	LM/M	Power(W/M)	LED Qty/M	CCT/K	LED Type
SEC0LA1-DW	12V/24V	5000*8	550/600	15	120	2300/6500	2835

5050 LED CCT TURNABLE STRIPS

Features

Sourced by high output 5050 LED with uniform illumination.
99.99% gold thread, pure copper bracket coated with silver.
USA Internatix phosphor with CRI>80.
SDCM≤5 each BIN.
Double layer rolled copper FPC.
3M 300LSE tape attached.
CE, RoHS and UL certified.

Application

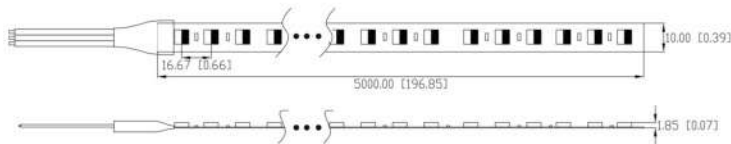
City lighting, landscape lighting,
commercial lighting and house contour lighting, etc.



Color Temperature



Dimensions



Projects



Specifications

Part No.	Input Vol.	Dimensions(mm)	LM/M	Power(W/M)	LED Qty/M	CCT/K	LED Type
SH60LA1-DW	12V/24V	5000*10	500/550	15	60	2300/6500	5050

5050 LED STRIP

Features

Sourced by high output 5050 LED with uniform illumination.
99.99% gold thread, pure copper bracket coated with silver,
USA Internatix phosphor with CRI>80.
SDCM≤5 each BIN.
Double layer rolled copper FPC.
3M 300LSE tape attached.
CE, RoHS and UL certified.

Application

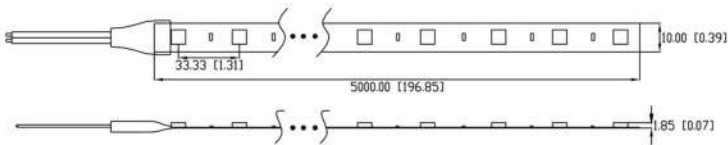
City lighting, landscape lighting,
commercial lighting and house contour lighting, etc.



Color Temperature



Dimensions



Projects



Specifications

Part No.	Input Vol.	Dimensions(mm)	LM/M	Power(W/M)	LED Qty/M	CCT/K	LED Type
SH30LA1	12/24V	5000*10	600	6	30	2300-6500	5050
SH60LA1	12/24V	5000*10	1200	12	60	2300-6500	5050

5050 LED STRIP

Features

Sourced by high output 5050 LED with uniform illumination.
99.99% gold thread, pure copper bracket coated with silver,
USA Internatix phosphor with CRI>80.
SDCM≤5 each BIN.
Double layer rolled copper FPC.
3M 300LSE tape attached.
Sealed by silicon glue, anti-UV and never turn yellow.
CE, RoHS and UL certified.

Application

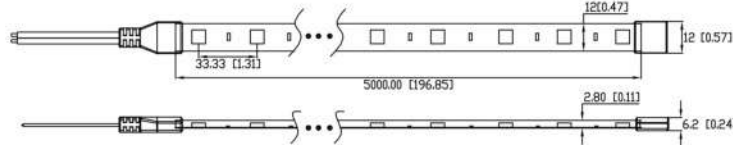
City lighting, landscape lighting,
commercial lighting and house contour lighting, etc.



Color Temperature



Dimensions



Projects



Specifications

Part No.	Input Vol.	Dimensions(mm)	LM/M	Power(W/M)	LED Qty/M	CCT/K	LED Type
SH30JA1	12/24V	5000*12	580	6	30	2300-6500	5050
SH60JA1	12/24V	5000*12	1150	12	60	2300-6500	5050

5050 LED RGB+W STRIP

Features

Sourced by high output 5050RGB+W LED with uniform illumination.
99.99% gold thread, pure copper bracket coated with silver.
USA Internatix phosphor with CRI>80.
SDCM≤5 each BIN.
Double layer rolled copper FPC.
3M 300LSE tape attached.
CE, RoHS and UL certified.

Application

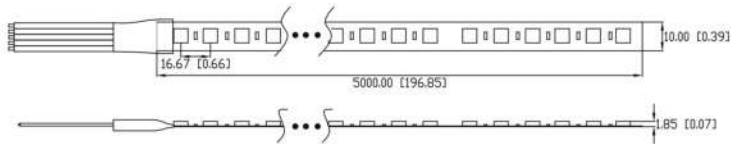
City lighting, landscape lighting,
commercial lighting and house contour lighting, etc.



Color Temperature



Dimensions



Projects



Specifications

Part No.	Input Vol.	Dimensions(mm)	LM/M	Power(W/M)	LED Qty/M	CCT/K	LED Type
SH60LA1-RGB+W	12/24V	5000*10	/	14.4	60	RGB+W	5050

5050 LED RGBW STRIP

Features

Sourced by high output 5050 RGBW LED with uniform illumination.
99.99% gold thread, pure copper bracket coated with silver.
USA Internatix phosphor with CRI>80.
SDCM≤5 each BIN.
Double layer rolled copper FPC.
3M 300LSE tape attached.
CE, RoHS and UL certified.

Application

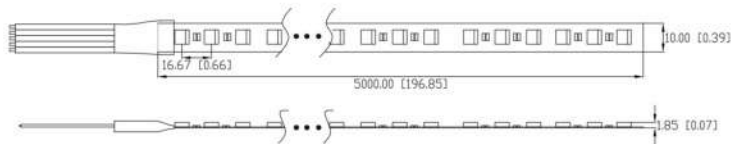
City lighting, landscape lighting,
commercial lighting and house contour lighting, etc.



Color Temperature



Dimensions



Projects



Specifications

Part No.	Input Vol.	Dimensions(mm)	LM/M	Power(W/M)	LED Qty/M	CCT/K	LED Type
SH60LA1-RGBW	12/24V	5000*10	/	18	60	RGBW	5050

2835 LED BENDABLE STRIP

Features

Sourced by high output 2835 LED with uniform illumination.
99.99% gold thread, pure copper bracket coated with silver,
USA Internatix phosphor with CRI>80.
SDCM≤5 each BIN.
Double layer rolled copper FPC.
3M 300LSE tape attached.
CE, RoHS and UL certified.

Application

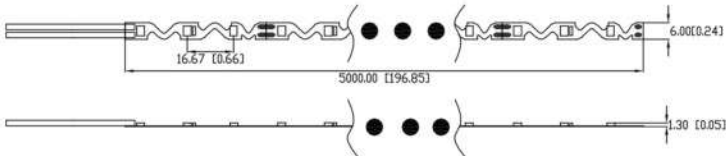
Apply to 3-6cm depth signs at airports,
metros, banks, buildings and shopping malls, etc.



Color Temperature



Dimensions



Projects



Specifications

Part No.	Input Vol.	Dimensions(mm)	LM/M	Power(W/M)	LED Qty/M	CCT/K	LED Type
SE60LA2-S	12V	5000*6	590	6.2	60	2300-6500	2835

335 LED SIDE EMITTING STRIP

Features

Sourced by high output 335 LED with uniform illumination.
99.99% gold thread, pure copper bracket coated with silver,
USA Internatix phosphor with CRI>80.
SDCM≤5 each BIN.
Double layer rolled copper FPC.
3M 300LSE tape attached.
CE, RoHS and UL certified.

Application

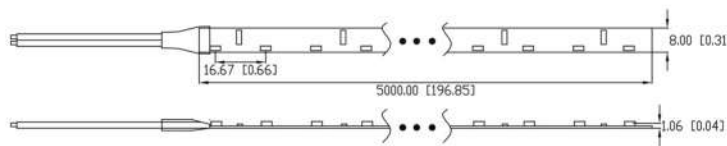
City lighting, landscape lighting,
commercial lighting and house contour lighting, etc.



Color Temperature



Dimensions



Projects



Specifications

Part No.	Input Vol.	Dimensions(mm)	LM/M	Power(W/M)	LED Qty/M	CCT/K	LED Type
SA60LA1	12/24V	5000*8	430	4.8	60	2300-6500	335
SACOLA1	12/24V	5000*8	870	9.6	120	2300-6500	335

2835 LED DOUBLE ROW STRIPS

Features

Sourced by high output 2835 LED with uniform illumination.
99.99% gold thread, pure copper bracket coated with silver.
USA Internatix phosphor with CRI>80.
SDCM≤5 each BIN.
Double layer rolled copper FPC.
3M 300LSE tape attached.
CE, RoHS and UL certified.

Application

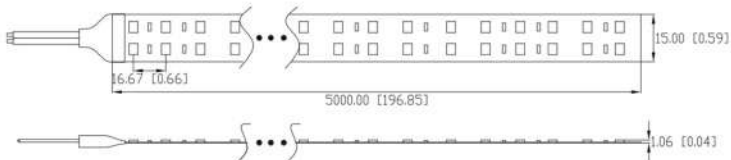
City lighting, landscape lighting,
commercial lighting and house contour lighting, etc.



Color Temperature



Dimensions



Projects



Specifications

Part No.	Input Vol.	Dimensions(mm)	LM/M	Power(W/M)	LED Qty/M	CCT/K	LED Type
SEC0LC1	24V	5000*15	2100	21	120	2300-6500	2835

5050 LED DOUBLE ROW STRIPS

Features

Sourced by high output 5050 LED with uniform illumination.
99.99% gold thread, pure copper bracket coated with silver.
USA Internatix phosphor with CRI>80.
SDCM≤5 each BIN.
Double layer rolled copper FPC.
3M 300LSE tape attached.
CE, RoHS and UL certified.

Application

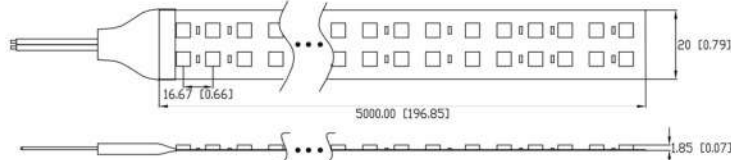
City lighting, landscape lighting,
commercial lighting and house contour lighting, etc.



Color Temperature



Dimensions



Projects



Specifications

Part No.	Input Vol.	Dimensions(mm)	LM/M	Power(W/M)	LED Qty/M	CCT/K	LED Type
SHC0LC2	24V	5000*20	2100	21	120	2300-6500	5050

LED POWER SUPPLY

LBY-12030KA

Power: 30W/pcs
Dimensions: 222*30*21mm
Input Vol.: 100V-250VAC
Output Vol.: 12V 2.5A
Input Frequency: 50-60Hz
Efficiency: $\geq 85\%$
Working Temperature: -40°C-70°C



LBY-12060KA-S

Power: 60W/pcs
Dimensions: 195*52*35mm
Input Vol.: 175V-250VAC
Output Vol.: 12V 5A
Input Frequency: 50-60Hz
Efficiency: $\geq 85\%$
Working Temperature: -40°C-70°C



LBY-12100KA-C

Power: 100W/pcs
Dimensions: 202*72*45mm
Input Vol.: 175V-250VAC
Output Vol.: 12V 8.3A
Input Frequency: 50-60Hz
Efficiency: $\geq 85\%$
Working Temperature: -40°C-70°C



LBY-12150KA-C

Power: 150W/pcs
Dimensions: 244*72*45mm
Input Vol.: 175V-250VAC
Output Vol.: 12V 12.5A
Input Frequency: 50-60Hz
Efficiency: $\geq 85\%$
Working Temperature: -40°C-70°C



LBY-12200KA-C

Power: 200W/pcs
Dimensions: 304*72*45mm
Input Vol.: 175V-250VAC
Output Vol.: 12V/24V
Input Frequency: 50-60Hz
Efficiency: $\geq 85\%$
Working Temperature: -40°C-70°C



LBY-12250KA

Power: 250W/pcs
Dimensions: 252*90*45mm
Input Vol.: 190V-250VAC
Output Vol.: 12V/24V
Input Frequency: 50-60Hz
Efficiency: $\geq 85\%$
Working Temperature: -40°C-70°C



LBY-12030P

Power: 30W/pcs
Dimensions: 170*34*24mm
Input Vol.: 100V-240VAC
Output Vol.: 12V/24V
Input Frequency: 50-60Hz
Efficiency: $\geq 85\%$
Working Temperature: -40°C-70°C



LBY-12060P

Power: 60W/pcs
Dimensions: 162*43*32mm
Input Vol.: 100V-240VAC
Output Vol.: 12V/24V
Input Frequency: 50-60Hz
Efficiency: $\geq 85\%$
Working Temperature: -40°C-70°C



LBY-12100P

Power: 100W/pcs
Dimensions: 190*62*38mm
Input Vol.: 100V-240VAC
Output Vol.: 12V/24V
Input Frequency: 50-60Hz
Efficiency: $\geq 85\%$
Working Temperature: -40°C-70°C



LED CONTROLLER

LBY-CF23-RGB

Working temperature: -20-60°C
 Input voltage: DC5V~24V
 Output: 3 circuit
 Connection mode: Common anode
 Controller size: L74×W110×H24mm
 Remote size: L85×W36×H16mm
 Packing size: L95×W140×H50mm
 Net weight: 190g, Gross weight: 220g
 Static power consumption: <1W
 Output current: <10A/ch
 Output power: 5V: <150W, 12V: <360W, 24V: <720W



LBY-SG05-WW/CW

Working temperature: -20-55°C
 Input voltage: DC12V~24V
 Output: 2 circuit
 Connection mode: Common anode
 Controller size: L85×W45×H23mm
 Net weight: 86g
 Static power consumption: <1W
 Output current: <6A/ch
 Output power: 12V: <144W, 24V: <288W



LBY-CG04-RGB

Working temperature: -20-60°C
 Input voltage: DC5V~24V
 Output: 3 circuit
 Connection mode: Common anode
 Controller size: L74×W110×H24mm
 Net weight: 195g
 Static power consumption: <1W
 Output current: <10A/ch
 Output power: 5V: <150W, 12V: <360W, 24V: <720W



LBY-TG04

Working temperature: -20-60°C
 Input voltage: DC12V~24V
 Output: 2 circuit
 Connection mode: Common anode
 Controller size: L85×W45×H23mm
 Net weight: 50g
 Static power consumption: <1W
 Output current: <6A/ch
 Output power: 12V: <144W, 24V: <288W



LBY-FN07

Working temperature: -20-60°C
 Input voltage: DC12V~24V
 Output: 3 circuit
 Connection mode: Common anode
 Controller size: L110×W90×H25mm
 Net weight: 175g
 Static power consumption: <1W
 Output current: <10A/ch
 Output power: 12V: <360W, 24V: <720W



LBY-WG02-RGBW

Working temperature: -20-60°C
 Input voltage: DC12V~24V
 Output: 4 circuit
 Connection mode: Common anode
 Controller size: L100×W45×H23mm
 Net weight: 85g, Gross weight: 120g
 Static power consumption: <1W
 Output current: <6A/ch
 Output power: 12V: <288W, 24V: <576W

