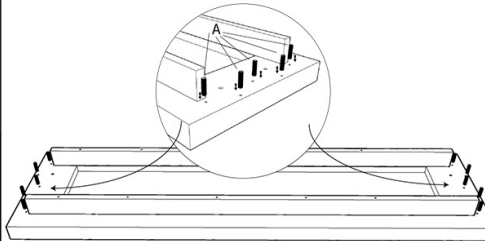


ASSEMBLY INSTRUCTIONS

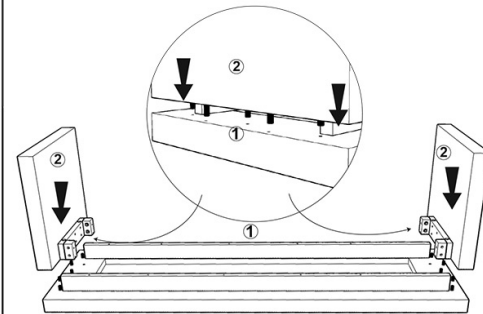
NO	COMPONENT	QTY
1	TOP PANEL	1 PC
2	LEG	2 PCS

NO	HARDWARE	QTY
A	WOOD DOWEL	10 PCS
B	JCBC BOLT M6X60MM	4 PCS
C	JCBC BOLT M6X40MM	8 PCS
D	SPRING WASHER	12 PCS
E	FLAT WASHER	12 PCS
F	L-KEY	1 PC

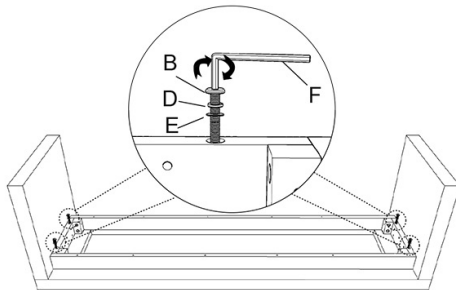
1



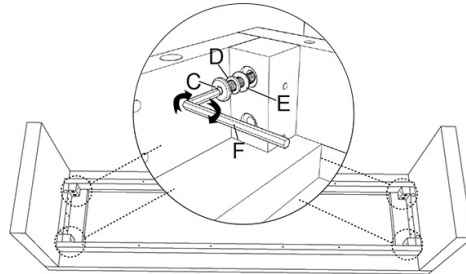
2



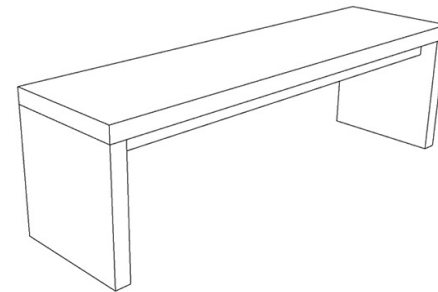
3



4



5



FULLY ASSEMBLE