

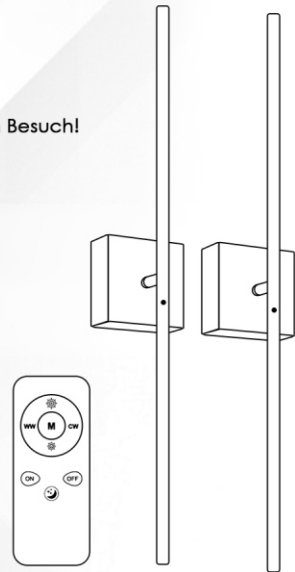
# WANDLAMPE

## USB battery compartment wall light

2003

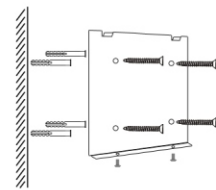
Wir freuen uns auf Ihren Besuch!

(Dimmbares Licht)

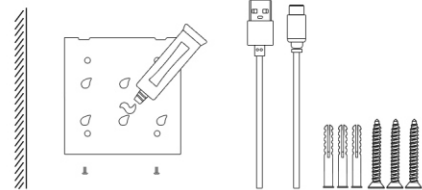


### Installation Steps

#### 1. Screw installation



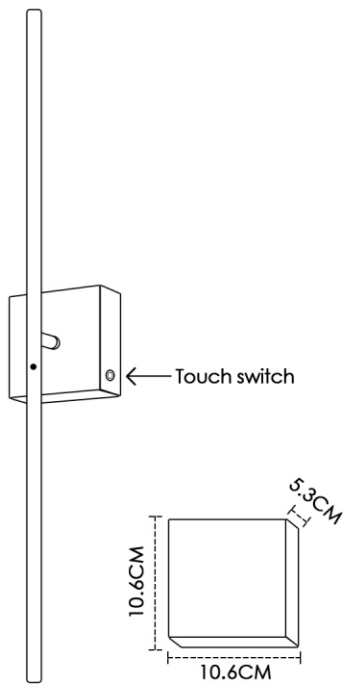
#### 2. Glue installation



1. Use the included expansion screws or glue to secure the hanging plate
2. Install the light body on the hanging plate
3. Insert the battery compartment and turn on the switch

### Touch Steps

80CM/31.49 inches



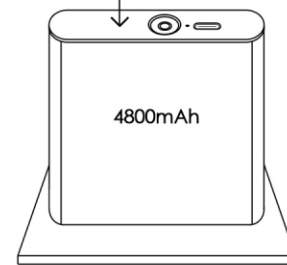
1. One tap: Turn the light on/off
2. Quickly tap twice: switch light color
3. Long press the switch: infinitely adjustable brightness

### Attention!!!

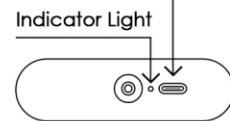


1. The charging port is located on the back of the battery compartment
2. Do not charge with a charger that exceeds 5V/2A
3. Do not use it in fire, high temperature or humid place

#### Battery compartment



#### Type-C Charging Port

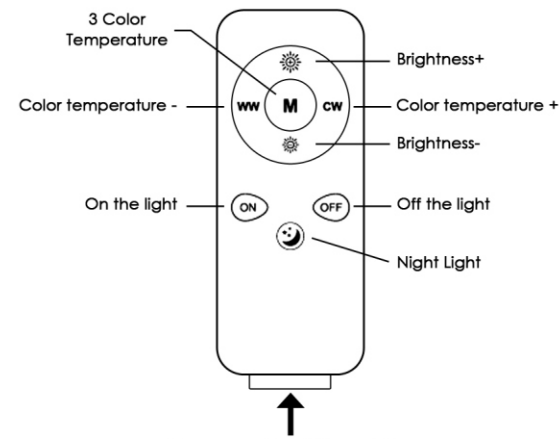


If you need a replacement battery compartment, or need more battery compartments, please contact us through Amazon, we have separate battery compartments for sale

### Remote Control



The remote control adopts infrared remote control, which has the advantages of long transmission distance and low standby power consumption.



Please unplug this paddle before using the remote control

## Product information

Product name: USB battery compartment wall light  
Charging Interface: Type-C  
Wattage: 6 W  
Input voltage: 5V/2A  
Luminous Flux: 510 Lumen  
Color temperature: Tricolor light  
Dimmable: Remote control

Style: Modern, Ambiance  
Material: Aluminum Color: Black  
Battery capacity: 4800mAh Lithium battery  
Lighting Hours: 12-16 hours  
Size: 80CM/31.49 inches

MADE IN CHINA

