


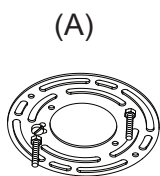
PRODUCT NAME: Bongo 1-Light Wall Sconce

Please consult your electrician for hanging fixture and wiring.



Bulb (not included): 1x60W Medium Base Bulb

IMPORTANT: Turn off the power at the main fuse or circuit breaker box before starting installation



Bracket



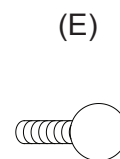
Ball Nuts(2Pcs)



Mounting Screws(2Pcs)

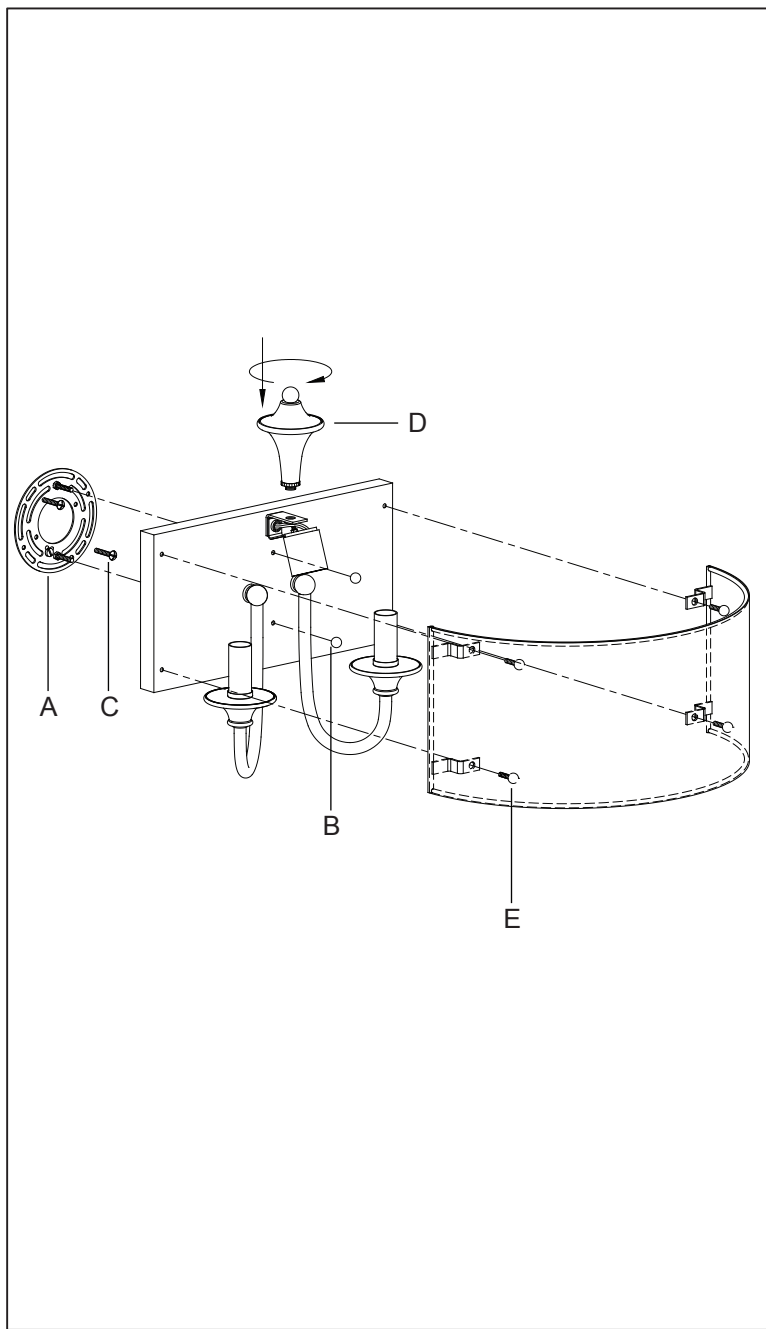


Decorating part

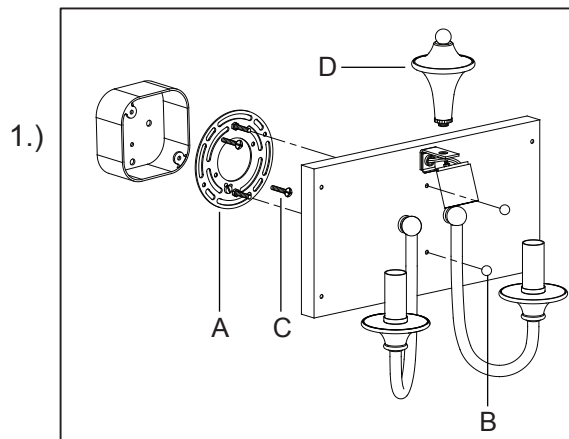


Ball Screws(4Pcs)

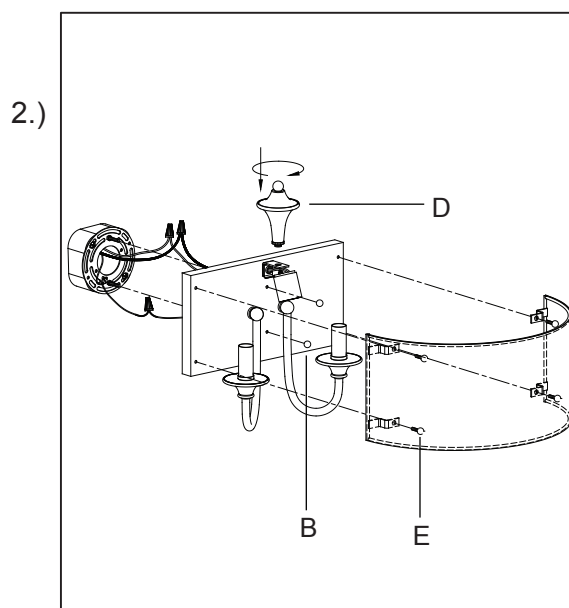
Locate all hardware & components before discarding packaging



Cleaning & Care:
Clean with soft cloth and a mild detergent.
Do not use abrasive cleaner.



Step1: Remove mounting bracket from fixture and install to electrical box.



Step2: Wire fixture to wires in outlet box. Copper wire is for Ground. Attach canopy to mounting bracket and tighten with ball nuts. Place shade on the Base and tighten with the Ball Screws. Screw the Decorating part (D) into the Base and tighten.