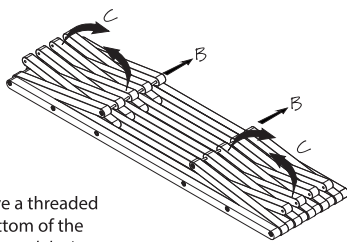


Assembly Instructions

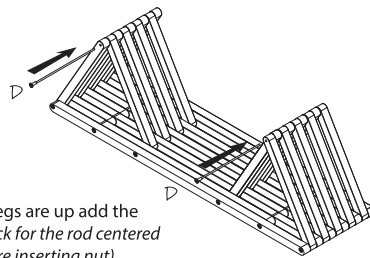
Bench X60 | X70 | X90

(A) Lay the bench on a flat surface with the folded legs facing up. Loosen all nuts using the allen wrenches included.



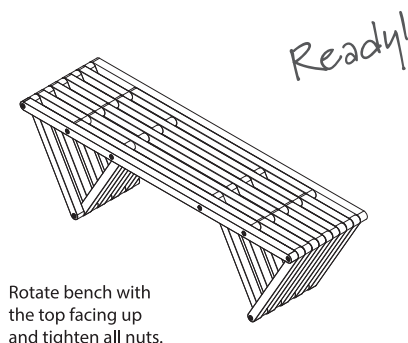
(B) Loosen and remove a threaded rod inserted at the bottom of the leg for shipping (one in each leg)

(C) Open the legs one at a time to create a V, align the holes and insert the threaded rod into the leg holes.



(D) When all legs are up add the nuts (Note: check for the rod centered in the hole before inserting nut)

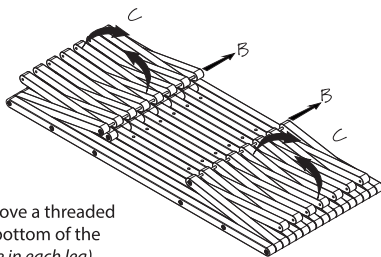
Repeat the process for the opposite end.



Rotate bench with the top facing up and tighten all nuts.

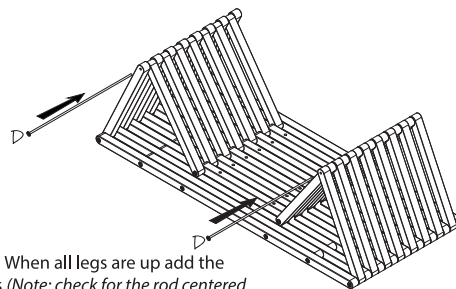
Coffee Table X36 | X90

(A) Lay the bench on a flat surface with the folded legs facing up. Loosen all nuts using the allen wrenches included.



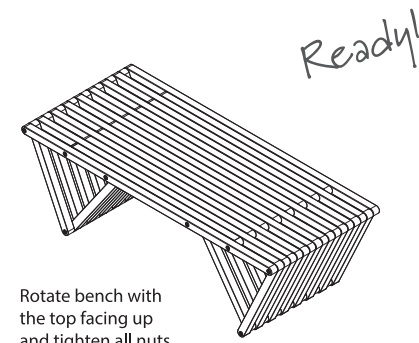
(B) Loosen and remove a threaded rod inserted at the bottom of the leg for shipping (one in each leg)

(C) Open the legs one at a time to create a V, align the holes and insert the threaded rod into the leg holes.



(D) When all legs are up add the nuts (Note: check for the rod centered in the hole before inserting nut)

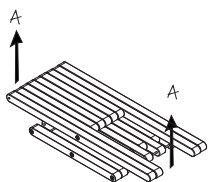
Repeat the process for the opposite end.



Rotate bench with the top facing up and tighten all nuts.

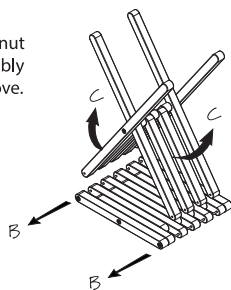
End Table X36 | X45

(A) Lay the end table top facing down on a flat surface. Loosen all nuts using the allen wrenches included.

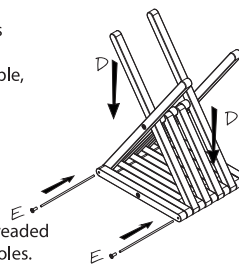


(B) Remove the two end threaded rods using the allen wrenches included.

(C) Loosen the nut of the leg assembly but do not remove.



(D) Inset the legs one at a time into one end of the table, align the holes.



(E) Insert the threaded rod into the leg holes.

Rotate the leg assembly and insert the opposite ends between the table top boards.

Align the holes and insert the rod Add the nuts (Note: check for the rod centered in the hole before inserting nut)

Rotate end table with the top facing up and tighten all nuts.



Features

- Arrives partially assembled with tools
- Assembly instructions included
- Handmade with a modern and daring design
- Crafted from eco friendly wood
- Packed in recyclable box