



**INSTRUCTIONS D'ASSEMBLAGE**  
**ASSEMBLY INSTRUCTIONS**

---

---

**TABLE D'APPOINT -**  
**METAL NOIR MARTELE ET VERRE TREMPE**

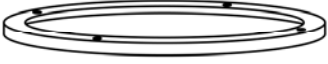



**ACCENT TABLE -**  
**HAMMERED BLACK METAL WITH TEMPERED**  
**GLASS**




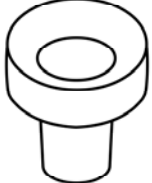

**POUR DE L'ASSISTANCE OU POUR COMMANDER**  
**DES PIÈCES CONTACTEZ NOTRE DÉPARTEMENT**  
**DE SERVICE À LA CLIENTÈLE.**

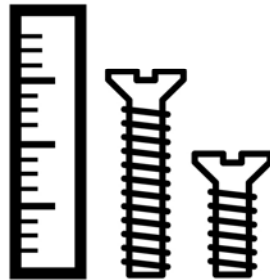
**FOR ASSISTANCE OR TO ORDER PARTS**  
**CONTACT OUR CUSTOMER SERVICE DEPARTMENT**

**LISTE DES PIÈCES**  
**PARTS LIST**

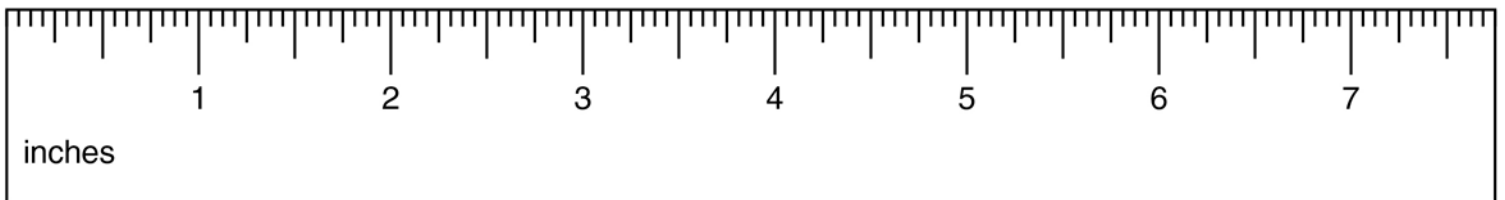
PIÈCE / PART #	IMAGE	DESCRIPTION	QTY / QTÉ
1		<b>TOP FRAME</b> <b>CADRE DE SURFACE</b>	1
2		<b>LEG</b> <b>PATTE</b>	4
3		<b>LEG SUPPORT</b> <b>SOUTIEN POUR PATTE</b>	1
4		<b>GLASS TOP</b> <b>SURFACE EN VERRE</b>	1

**LISTE DES PIÈCES DE MONTAGE**  
**HARDWARE LIST**

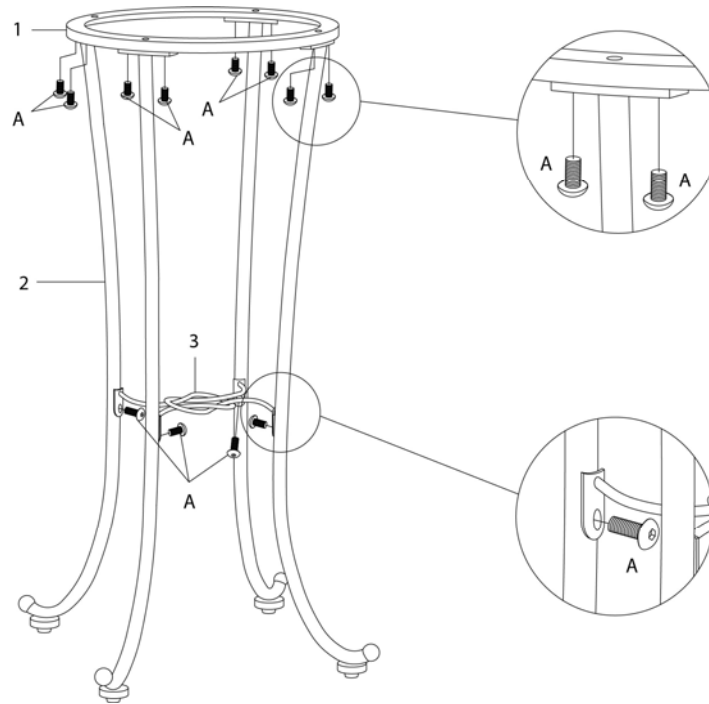
PIÈCE / PART #	IMAGE	DESCRIPTION	QTY / QTÉ
<b>A</b>		<b>ASSEMBLING BOLT -</b> <b>Ø1/4" X 1/2"</b>  <b>BOULON D'ASSEMBLAGE -</b> <b>Ø1/4" X 1/2"</b>	<b>12</b>
<b>B</b>		<b>CLEAR BUMPER -</b> <b>Ø1/4"</b>  <b>COUSSINET TRANSPARENT -</b> <b>Ø1/4"</b>	<b>4</b>
<b>C</b>		<b>HEX KEY</b>  <b>CLÉ HEXAGONALE</b>	<b>1</b>



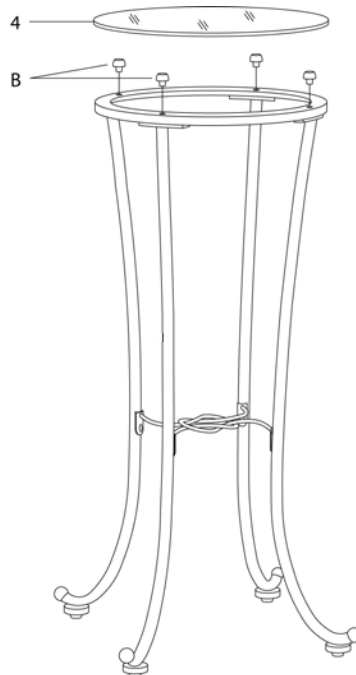
**OUTIL DE VÉRIFICATION DE DIMENSIONS DES PIÈCES  
HARDWARE DIMENSIONS VERIFICATION TOOL**



**ÉTAPE / STEP 1**



**ÉTAPE / STEP 2**



ÉTAPE / STEP 3

