Installation Instructions

				
1CM hexagon socket screw	Lockable wheels	Wheel	Allen wrench	Hook
A*2	B*2	C*1	D*1	E*1

Accessory name and serial number:



Installation steps

Step 1: Overall Part Installation

<1>

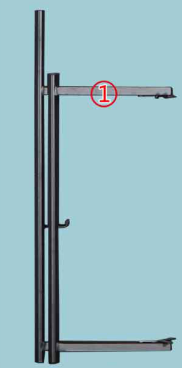

Support



Open status



Locked status



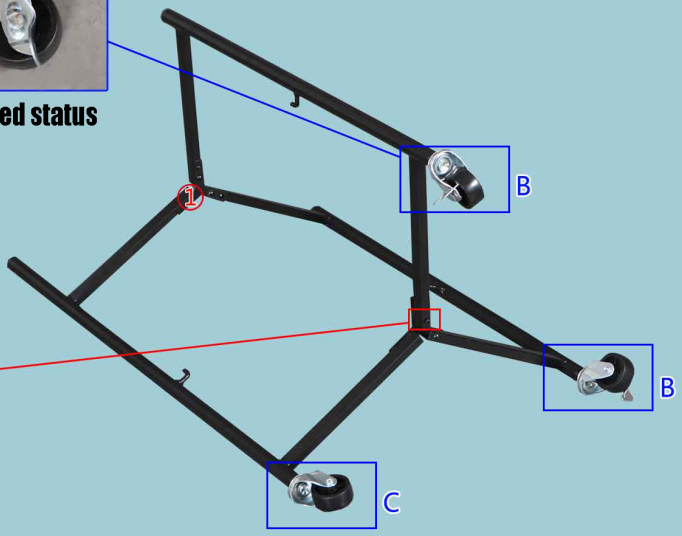

<2>



Intermediate support

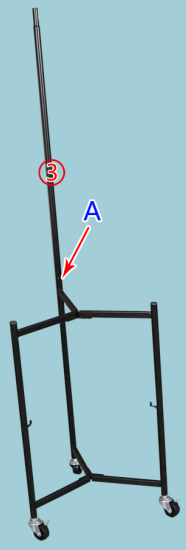

<3>



Upper bracket



<4>



Tray



Cloth bag



<5>



Clothes rail

