


ASSEMBLY INSTRUCTIONS

L SHAPED COUCH



TIME



2 OF PEOPLE



DIFFICULTY

NOTICE

Instruction Booklet - Important Safety Information

Thank you for choosing our product. Please review this booklet carefully for essential safety information and keep it for future reference.


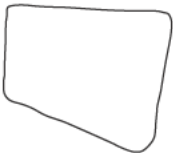

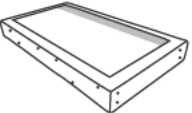

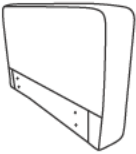

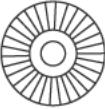





- Upon receiving the product, ***ensure all parts are present and intact*** before proceeding with installation. Follow the entire installation instructions provided.
- During installation, exercise caution and refrain from immediately tightening screws. Secure all screws to 80% before final tightening.
- The item has been divided into **3** packages. If your multi-package order does not arrive simultaneously, please allow 1-3 working days for the remaining package to arrive promptly.
- Note: Cushions are ***compressed*** and cannot be recompressed once opened. Returns are accepted only for items in their ***original, unopened condition***.



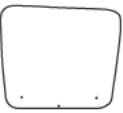

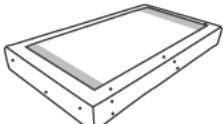


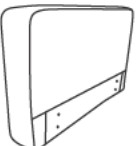

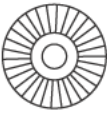
Before installation, please check that the parts are all included !

Parts List




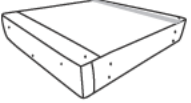

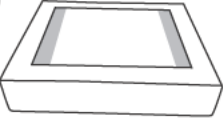




BOX A: LOVESEAT

<p>A</p>  <p>2PCS</p>	<p>B</p>  <p>2PCS</p>	<p>C</p>  <p>2PCS</p>	<p>I</p>  <p>Tips:  Velcro</p> <p>1PC</p>
<p>F</p>  <p>1PC</p>	<p>M</p>  <p>4PCS</p>	<p>N</p>  <p>4PCS</p>	<p>P</p>  <p>M8x45mm</p> <p>12PCS</p>
<p>Q</p>  <p>M6x40mm</p> <p>8PCS</p>	<p>R</p>  <p>20PCS</p>	<p>U</p>  <p>1PC</p>	<p>X</p>  <p>4PCS</p>

BOX B: ARMLESS CHAISE

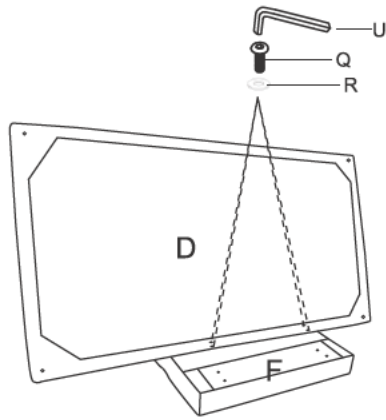
<p>A</p>  <p>1PC</p>	<p>B</p>  <p>1PC</p>	<p>D</p>  <p>Tips:  Velcro</p> <p>1PC</p>	<p>E</p>  <p>1PC</p>	<p>F</p>  <p>1PC</p>
<p>M</p>  <p>4PCS</p>	<p>N</p>  <p>4PCS</p>			

BOX C: ARMLESS CHAIR + OTTOMAN

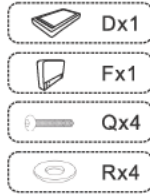
<p>A</p>  <p>1PCS</p>	<p>B</p>  <p>1PCS</p>	<p>C</p>  <p>1PCS</p>	<p>J</p>  <p>Tips:  Velcro</p> <p>1PC</p>
<p>K</p>  <p>Tips:  Velcro</p> <p>1PC</p>	<p>L</p>  <p>1PC</p>	<p>M</p>  <p>8PCS</p>	<p>N</p>  <p>8PCS</p>

Installation Steps

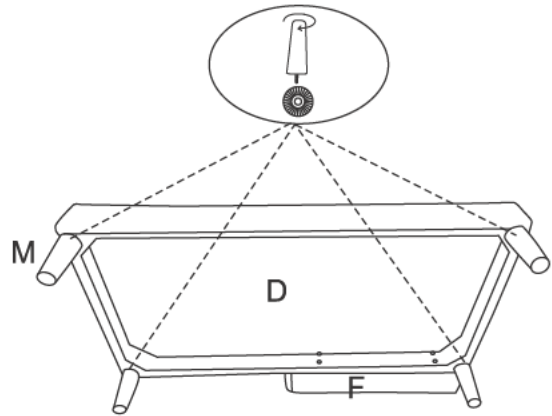
STEP 1



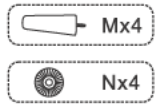
Place the arm (F) on the ground and connect it to the Chaise(D) using the U, Q, and R parts.



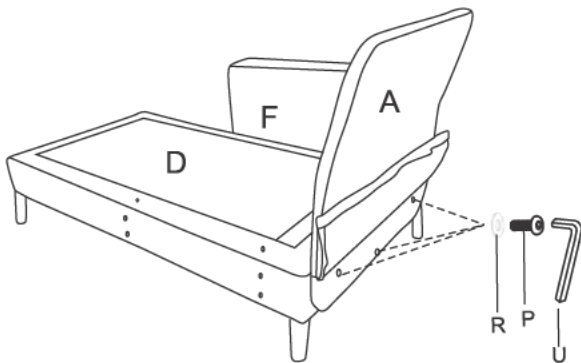
STEP 2



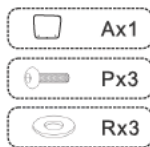
Install four legs (M *4) to The Chaise(D)



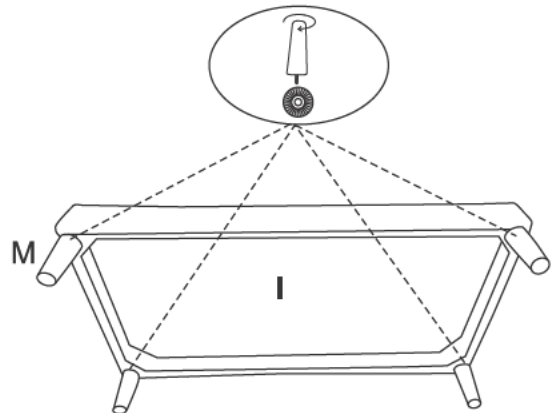
STEP 3



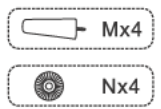
Connect the backrest A onto the Chaise Seat(D) using the R, P, and U accessories.



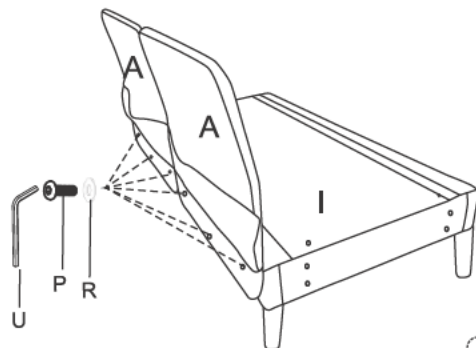
STEP 4



Install four legs (M *4) to The Loveseat(I)



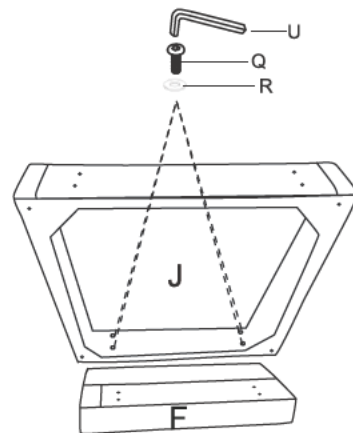
STEP 5



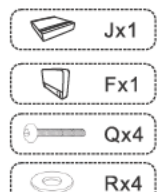
Connect two backrests A onto the Loveseat (I) using the R, P, and U accessories.



STEP 6

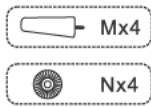
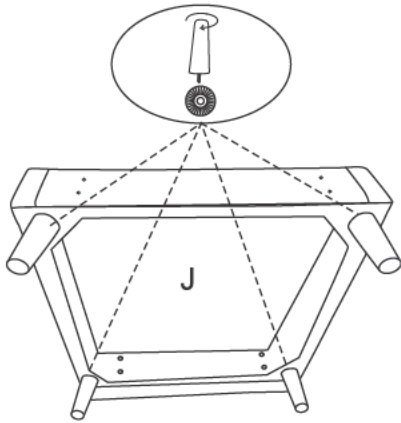


Place the arm (F) on the ground and connect it to the Single Seat using the U, Q, and R accessories.



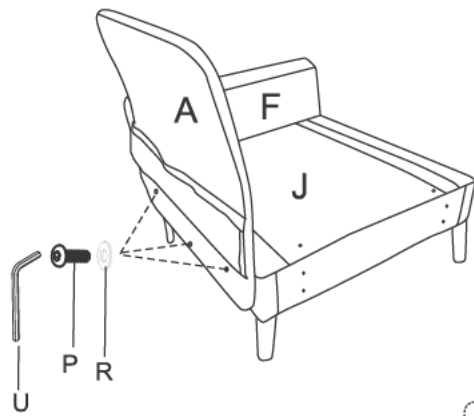
Installation Steps

STEP 7



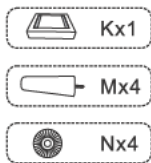
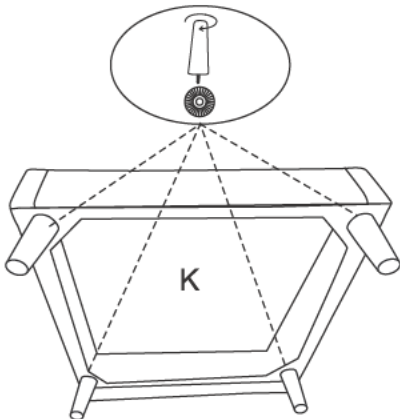
Install four legs (M*4) to The Single Seat(J).

STEP 8



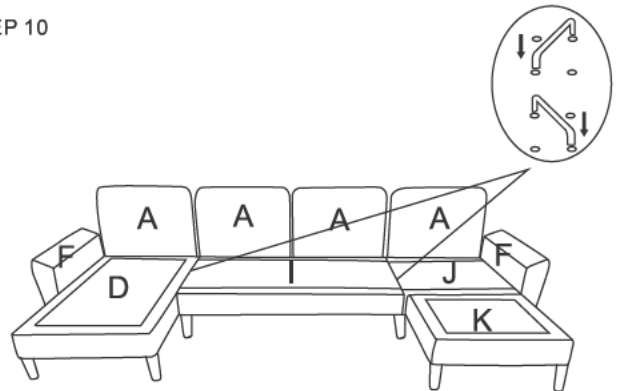
Connect the backrest A onto the Single seat using the R, P, and U accessories.

STEP 9



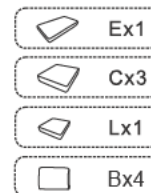
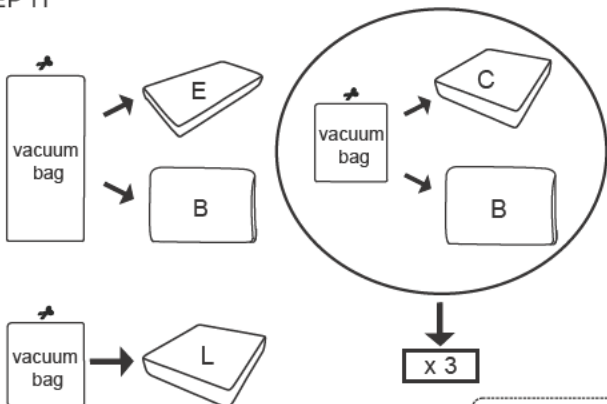
Install four legs (M*4) to The Ottoman(K)

STEP 10



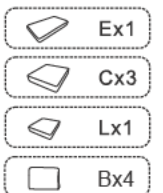

Connect base I and D & J with Metal connectors X. The jack mode is shown in the figure.

STEP 11



Cut the vacuum bag.
The cushions will return to their fluffy state.
Please wait 24-48 hours for them to fully fluff.

STEP 12



Put on the back cushions (B*4) and seat cushions (E, L, C*3)

Frequently Asked Questions

We understand that receiving damaged or defective products can be disappointing, and we're here to assist you every step of the way. Here's how to address common concerns and initiate a damage claim:

1.What should I do if my shipment is damaged or products received are defective?

We're genuinely sorry to hear about any inconvenience caused. Please reach out to us promptly, and our team will prioritize resolving the matter swiftly and effectively, please retain the original box in case a return is required.

2.Can I return the product if I'm not satisfied?

While we uphold stringent quality standards and collaborate with experienced manufacturers, we acknowledge that dissatisfaction may arise. If you're still unsatisfied, you can initiate a return within 30 days of receiving the product. Simply message us with your reasons for return, and we'll facilitate the process.