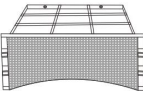










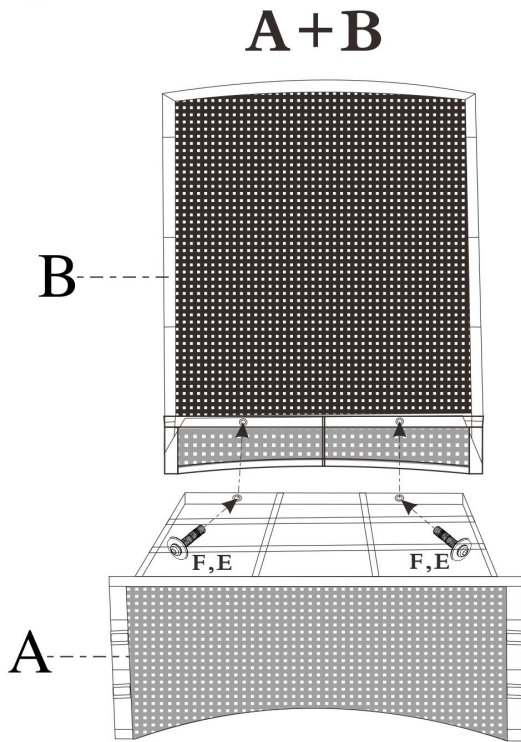
INSTRUCTIONS

IMPORTANT: In order to make the whole product adjust to the best, please install all the screws on the product before fully tighten, and note to put the washer to the screw before putting the screw into the screw hole.

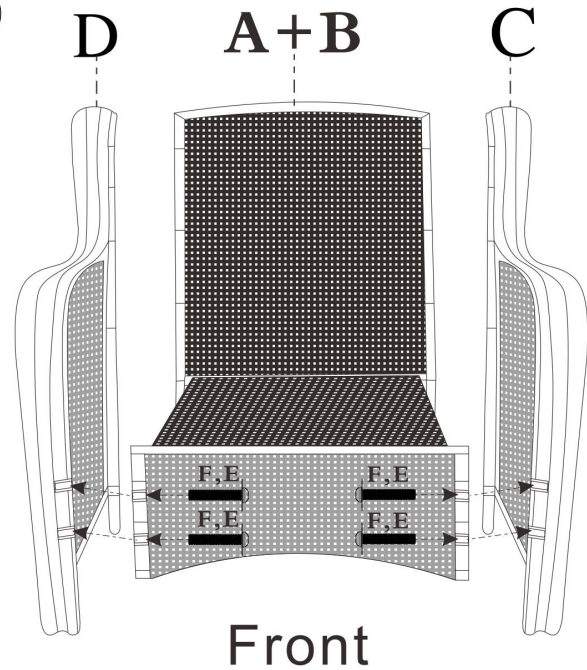
Please follow the instructions below to ensure that the furniture is stable and firm.

A	B	C	D	E	F	G	H	I
								
1PC	1PC	1PC	1PC	10PCS	M6*35mm 6PCS	M6*45mm 4PCS	1PC	1PRS
CHAIR PLATE	BACKREST	LEFT LEG	RIGHT LEG	METAL WASHER (m6)	METAL SCREW	METAL SCREW	ALLEN KEY WRENCH	SEAT AND BACK CUSHION

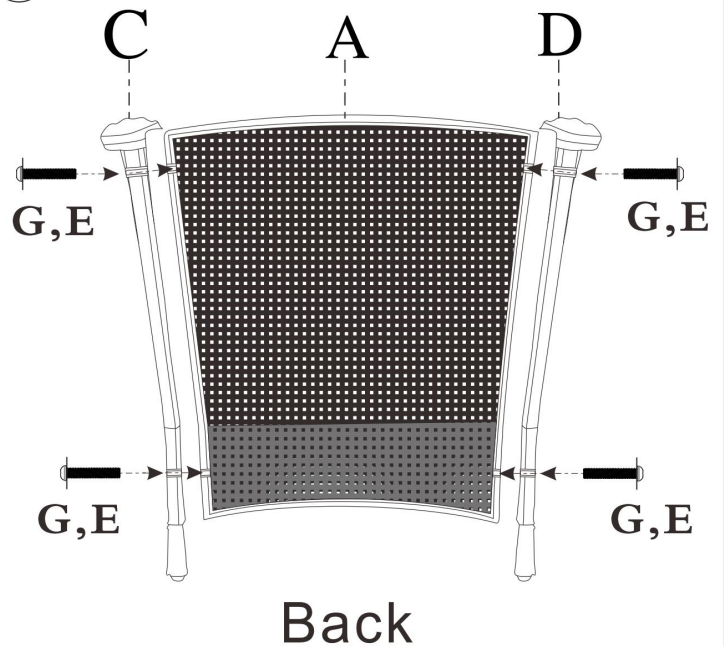
①



②



③




Single sofa


Back

NOTE:

**Vacuum compressed cushions,
Will return to normal shape after 5–7 days use.**



5–7 days



5–7 days

