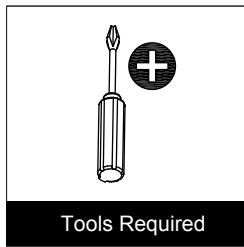
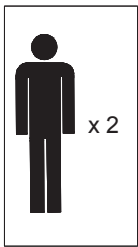

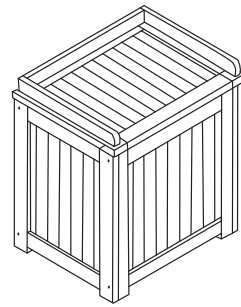


Furinno Storage Box



CARE INSTRUCTION:

This Furniture was treated with teak oil at the factory. To maintain the original appearance, you need to treat with a suitable wood oil at least once a year. Left untreated, the wood will weather to a silvery grey.

As timber is a living product you may find that you need to periodically tighten any fittings.

Covering or storing your furniture to protect it from ice and snow will keep it looking even better for even longer!

<p>A</p> <p>x2</p>	<p>1</p> <p>With Making 'L' = LEFT</p> <p>WARNING !! DO NOT tighten any bolts or screws UNTIL the product is completely assembled !!</p>	<p>5</p> <p>NOTE: Adjust the tension of the spring by loosen or tighten the screw using Allen Key (K).</p>
<p>B1</p> <p>x1</p> <p>B2</p> <p>x1</p> <p>Mark 'L'</p>	<p>2</p>	<p>6</p>
<p>C</p> <p>x1</p>	<p>3</p> <p>* Tighten 3/4 only</p> <p>4</p>	
<p>D</p> <p>x1</p> <p>E</p> <p>x1</p>		
<p>F</p> <p>x1</p>		
<p>G</p> <p>x8</p>		
<p>H</p> <p>x8</p>		
<p>I</p> <p>x12</p>		
<p>J</p> <p>x1</p>		
<p>K</p> <p>x1</p>		

REMINDER: Please do not tighten any screw until all of them are in right positions.