






ASSEMBLY INSTRUCTIONS & PARTS IDENTIFICATION

Thank you for purchasing this quality product. Be sure to check all packing material carefully for small parts that may have come loose inside the carton during shipment.

Parts key							
No	Code	Qty	Description	No	Code	Qty	Description
1	A	1 pc	Storage Box	8	H	2 pcs	Glass Shelf
2	B	1 pc	Top Drawer Complete	9	I	8 pcs	Shelf Pin
3	C	1 pc	Bottom Drawer Complete	10	K	1 pc	Leg Assembly
4	D	2 sets	Pull w/Screws	11	L	4 pcs	Floor Leveler
5	E	4 pcs	Drawer Glide	12	M	1 pc	Anti - tip kit
6	F	2 pcs	Drawer Stop	Hardware kit			
7	G	1 set	Single Spot Light	No	Description		Qty

PLEASE NOTE :

To help prevent the possibility of tip-over, Install the ANTI-TIP OVER restraint provided.

No	Description	Qty
A	 Metal plate	2 pcs
B	 Bolt	M6 x 15 4 pcs
C	 Lock washer	M8 4 pcs
D	 Flat washer	M8 x 16 4 pcs
E	 Allen Key	K4 1 pc

