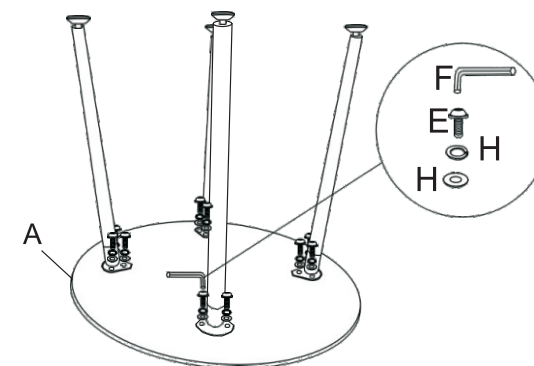
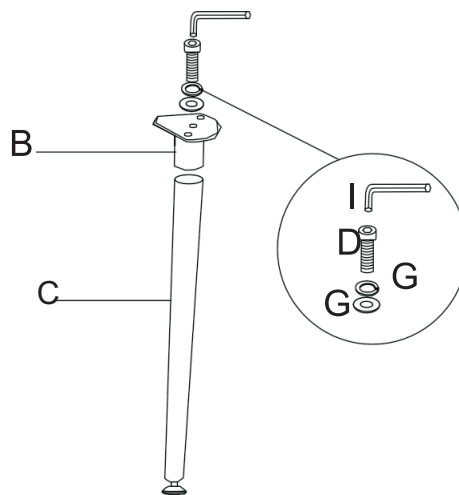








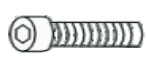









Attention: Please Tear The Table Top Cover Off Until Finish The Full Assemble Step To Avoid Scratching.

Maintenance: Use the Wet Cloth To Make It Clear IF Dirty.



Ax1		Fx1		SPARE	
		 M6			
Bx4		Gx4			
		 10*20*1.5			
Cx4		Hx12			
		 6*18*1.5			
Dx4		Ix1		D	
 10*35		 M10		 10*35	
Ex12				E	
 6*18				 6*18	
				G	
				 10*20*1.5	
				H	
				 6*18*1.5	
				H	
				 6*18*1.5	