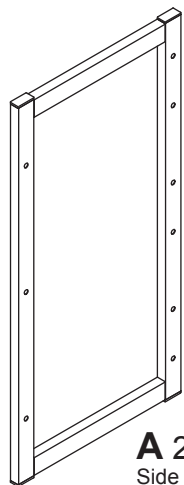
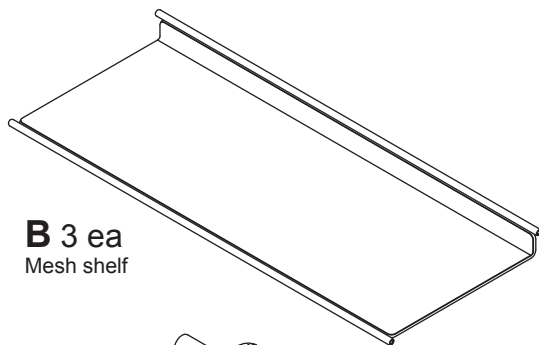



# Mesh 3-Tier Shoe Rack - Gunmetal



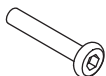
**A 2 ea**  
Side frame



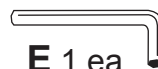
**B 3 ea**  
Mesh shelf



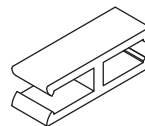
**C 4 ea**  
Adjustable foot



**D 12 ea**  
Hex screw



**E 1 ea**  
Hex wrench



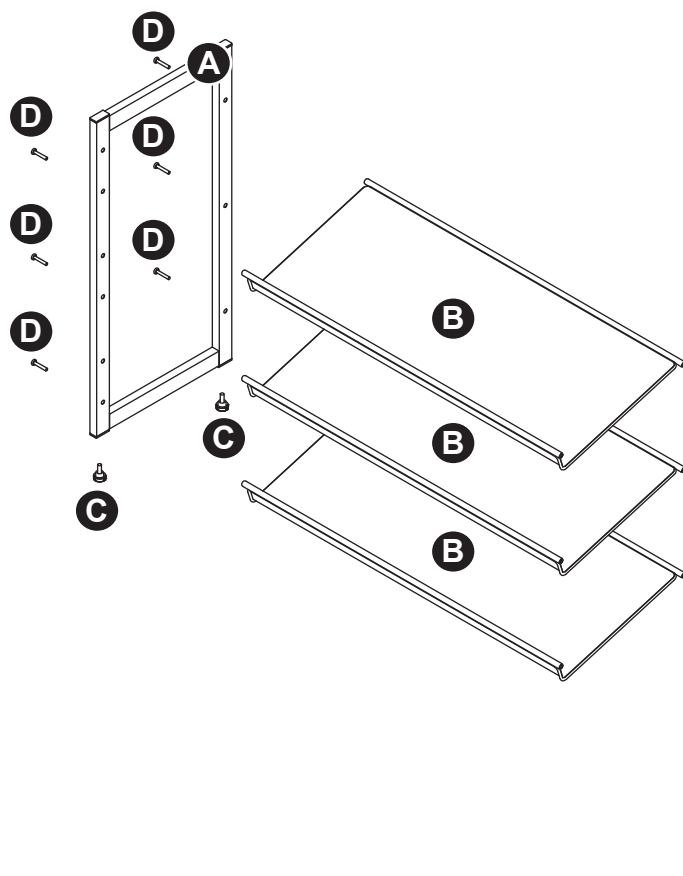
**F 4 ea**  
Stacking clip

**Assembly  
Time:**  
Less than  
10 minutes.

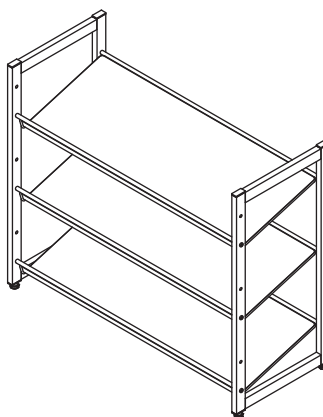
This product is intended  
for shoe storage.

**Tools Needed:** No additional tools required.

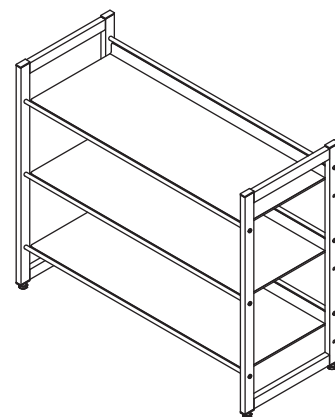
**ASSEMBLY:** Install the side frames (A) to the shelves (B) using 12 hex screws (D). Tighten with hex wrench (E). Insert four adjustable feet (C).



**ASSEMBLY AS  
SHOE RACK:**  
Shelves slanted for shoes.



**ASSEMBLY AS  
CLOSET SHELVES:**  
Shelves level for clothing  
and accessories.



**STACKING:** Multiple units can be  
stacked using the stacking clips (F).

