

## The Vineyard Collection Cork Storage Cube Ottoman

Model #: STR30260 / STR30261 / STR30262 / STR30263

### Customer Service Information

#### Seville Classics, Inc.

Telephone: (800) 323-5565

Fax: (310) 533-3899

Hours: 8:30 AM – 4:30 PM (PST)

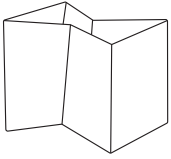
Email: [Support@SevilleClassics.com](mailto:Support@SevilleClassics.com)

Online Store: [www.SevilleClassics.com](http://www.SevilleClassics.com)

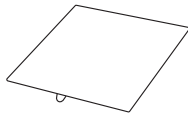
### Thank you for choosing Seville Classics!

We hope you enjoy your new cork cube ottoman.  
Please read through this user guide for frequently asked questions  
and customer support contact information.

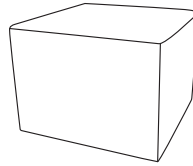
## What's in the Box?



A. Cork Base (1pc)



B. Bottom Panel (1pc)



C. Lid (1pc)

**Dimensions:** 15" W x 15" D x 15" H

**Weight Capacity Top:** 400 lb (evenly distributed)

**Weight Capacity Interior:** 50 lb (evenly distributed)

**Weight:** 7.2 lb

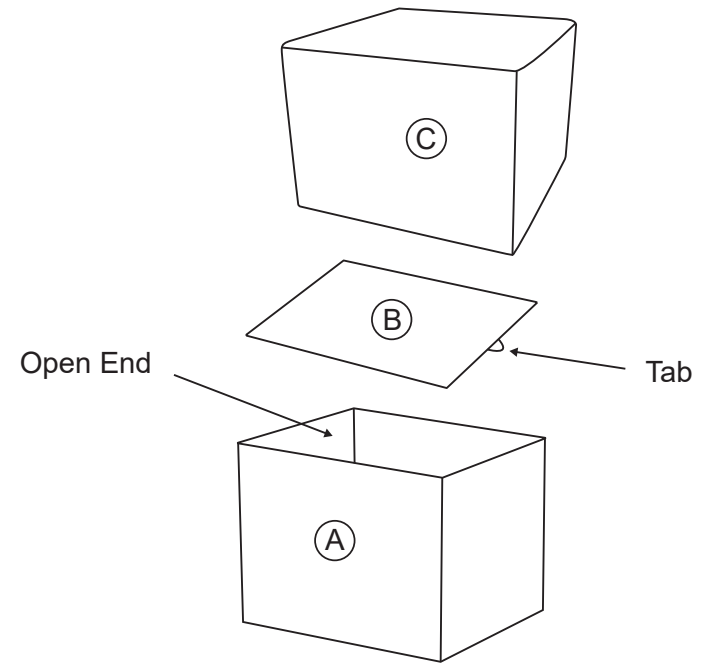
**Cleaning Instructions:** Spot clean only. This product is intended for indoor use only.

### Safety Warning!

Suffocation risk for small children.  
Please do not allow children to climb inside the ottoman.



Please make sure you have all the parts on this list.  
If you are missing parts, contact us for replacements at (800) 323-5565 or  
send an email to [Support@SevilleClassics.com](mailto:Support@SevilleClassics.com).



### STEP 1.

Unfold the **CORK BASE (A)** with the open end facing up.

### STEP 2.

Insert the **BOTTOM PANEL (B)** into the unfolded cork base and lay it flat along the bottom. Make sure the tab on the bottom panel is facing up.

### STEP 3.

Set the **LID (C)** onto the top of the base. Your ottoman is now ready to use.



Before sitting on the bench ensure lid is securely on the base of the bench.

### Note:

Please be considerate of the environment and recycle the brown box the item was delivered in.  
Thank you.