
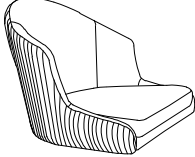


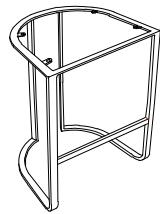


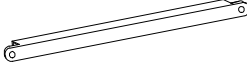


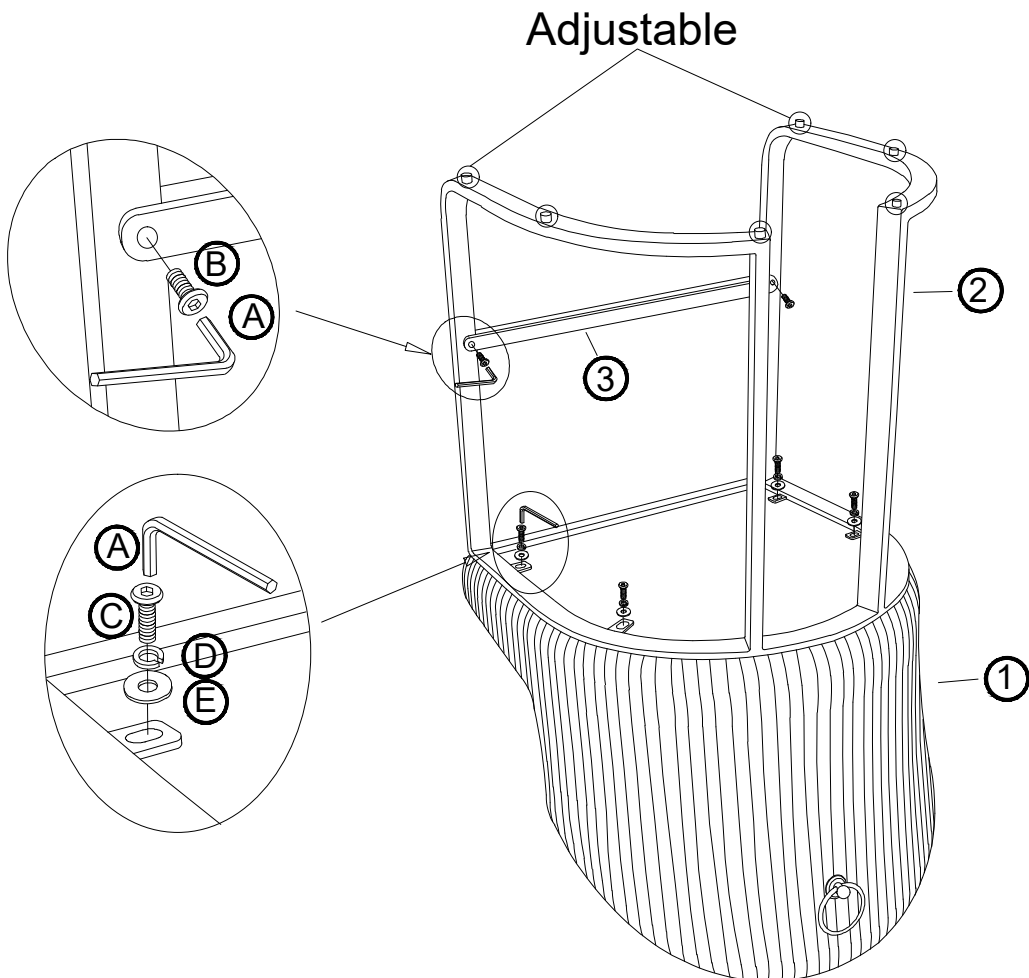
ASSEMBLY INSTRUCTIONS FOR ITEM NO: #CH370-CH377

HARDWARE LIST

PARTS LIST

NO.	DESCRIPTION	SKETCH	SIZE	QTY	NO.	DESCRIPTION	SKETCH	QTY
(A)	Allen Key		4MM	1PC	①	Cushion		1PC
(B)	Bolt		M6*15	2PCS				
(C)	Bolt		M6*20	4PCS	②	Base		1PC
(D)	Spring shim		Ø6	4PCS				
(E)	Gasket		Ø16*Ø6	4PCS	③	Bar		1PC

STEP 1



ASSEMBLY INSTRUCTIONS FOR
ITEM NO: #CH370-CH377

STEP 2

