












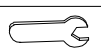
# MARIE DINING CHAIR

Assembly instructions:

## PARTS LIST

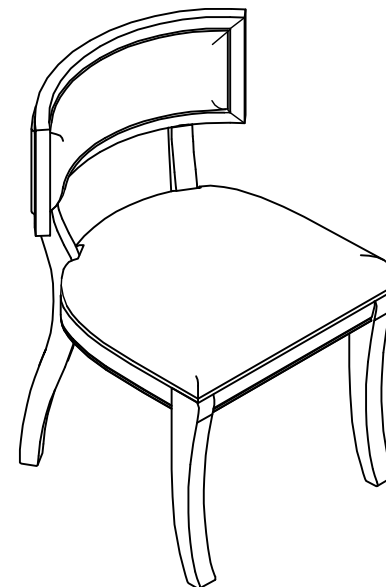
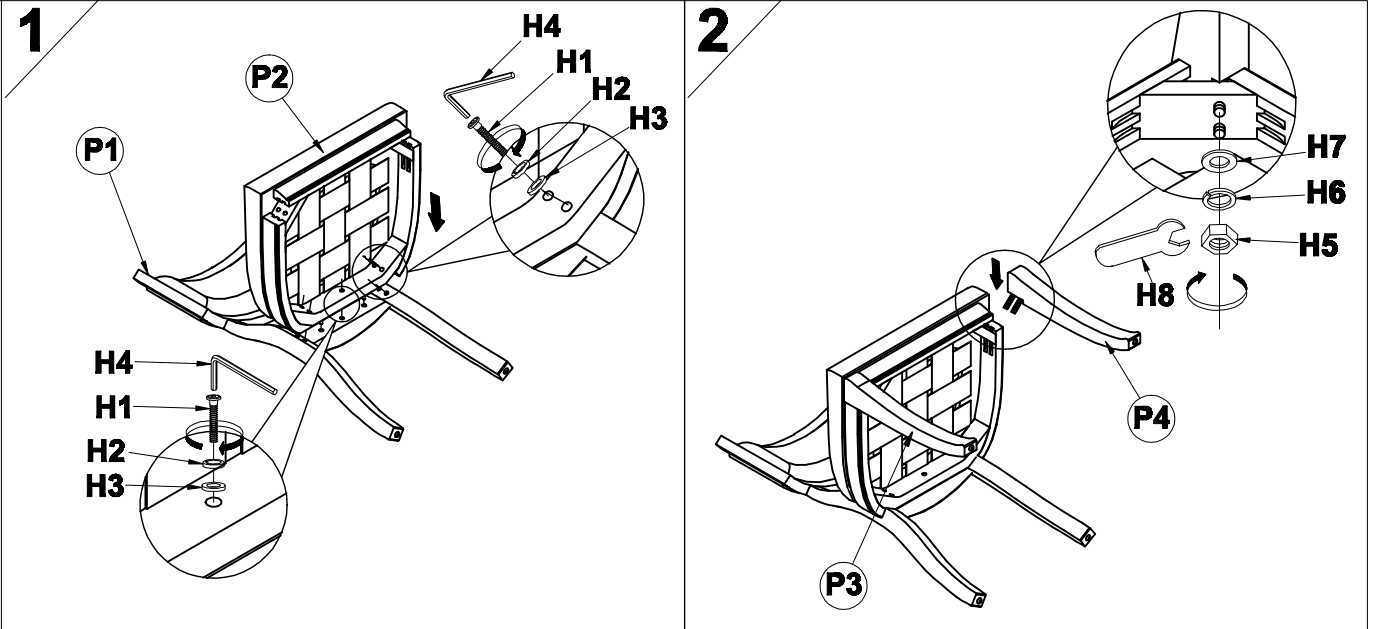
No.	DESCRIPTION	IMAGE	QTY
P1	CHAIR BACK		1
P2	SEAT FRAME		1
P3	FRONT LEG (LEFT)		1
P4	FRONT LEG (RIGHT)		1

## HARDWARE LIST

No.	DESCRIPTION	IMAGE	QTY
H1	BOLT		5
H2	SPRING WASHER		5
H3	FLAT WASHER		5
H4	ALLEN KEY		1
H5	HEX NUT		4
H6	SPRING WASHER		4
H7	FLAT WASHER		4
H8	WRENCH		1

**NOTE:** PO# is located underneath/ inside of each item. Please be prepared to provide this # should any claim be necessary.

**CAUTION:** Item is heavy assembly should be performed by two people.



**ASSEMBLED COMPLETE**