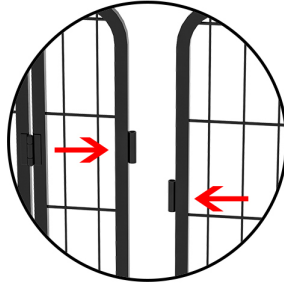


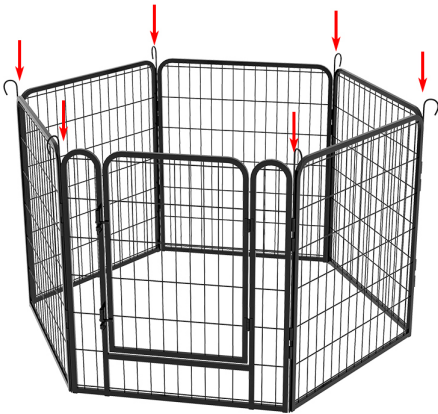


# Assembly Steps

## Step 1.




## Step 2.

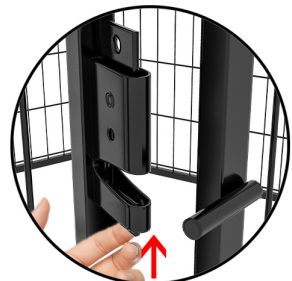


**Insert metal rods between each two pieces to ensure the stability of the pet playpen.  
Strict quality control and design standards to ensure the safety, security and comfort of your pet.**

## Step 3.



**CLOSED**



**OPEN**