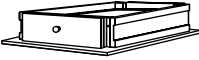










ASSEMBLY INSTRUCTIONS

DESCRIPTION: End Table

PARTS LIST

NO.	DESCRIPTION	IMAGE	Qty
P1	TOP		1
P2	SHELF		1
P3	LEGS		2
P4	LEGS		2
HARD WARE LIST			
H1	ALLEN BOLT $\phi 6 \times 40 \text{mm}$		8
H2	FLAT WASHER $\phi 6 \text{mm}$		8
H3	SPRING WASHER $\phi 6 \text{mm}$		8
H4	DOWEL $\phi 8 \times 35 \text{mm}$		8
H5	ALLEN WRENCH # 4mm		1

