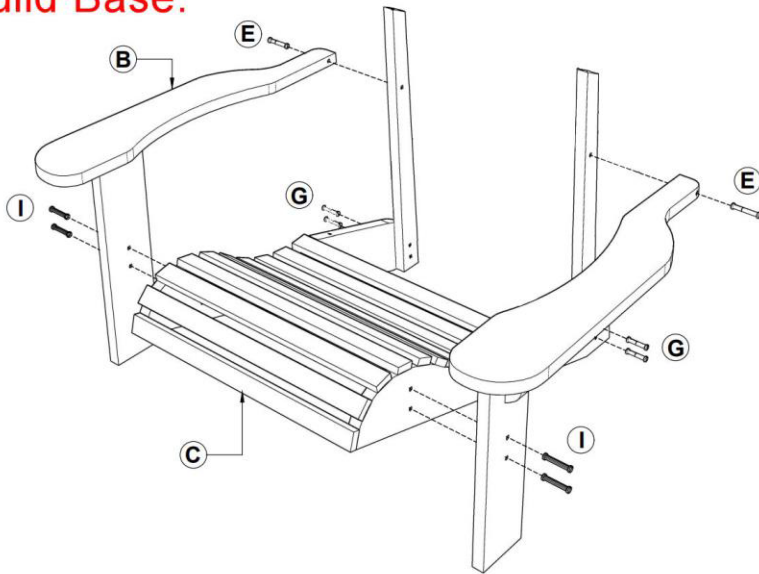
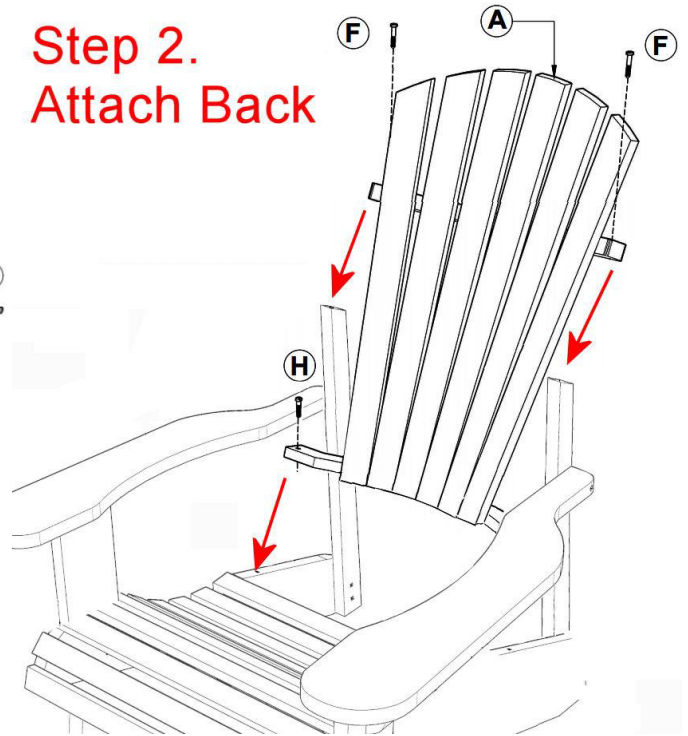


Chair






**Step 1.
Build Base.**







**Step 2.
Attach Back**



Hardware :

E M9x7 Brass  2 PCS	F M6x5 Brass  2 PCS	G M9x5 Brass  4 PCS
H M8x4.5 Brass  2 PCS	I M9x5.5 Brass  4 PCS	

A  1 PCS	B  2 PCS
C  1 PCS	D  2 PCS