

### Features

- Two-way diverter valve.
- Diverter valve code approved for backflow protection.
- 15 gpm (gallons per minute) flow rate using 1/2-inch high-flow valves.
- Handshower sold separately.
- Coordinates with Components faucets, shower trim, and accessories to complete your bathroom.

### Material

- Brass construction.
- KOHLER finishes resist corrosion and tarnishing.

### Installation

- Deck- or bath-mount.

### Recommended Products/Accessories

K-45415-AG Multifunction 2-Way Handshower, 1.75 gpm  
 K-72421-G Multifunction Handshower  
 K-22165-G 1.75 gpm multifunction handshower  
 K-22166-G 1.75 gpm multifunction handshower with Katalyst®  
 79583 Roughing-in Kit for Deck-Mount Handshowers  
 K-23723 Faucet cleaner

### Included Components

Additional Components:  
 GP78825 Polished Chrome hose kit



### Codes/Standards




ASME A112.18.1/CSA B125.1

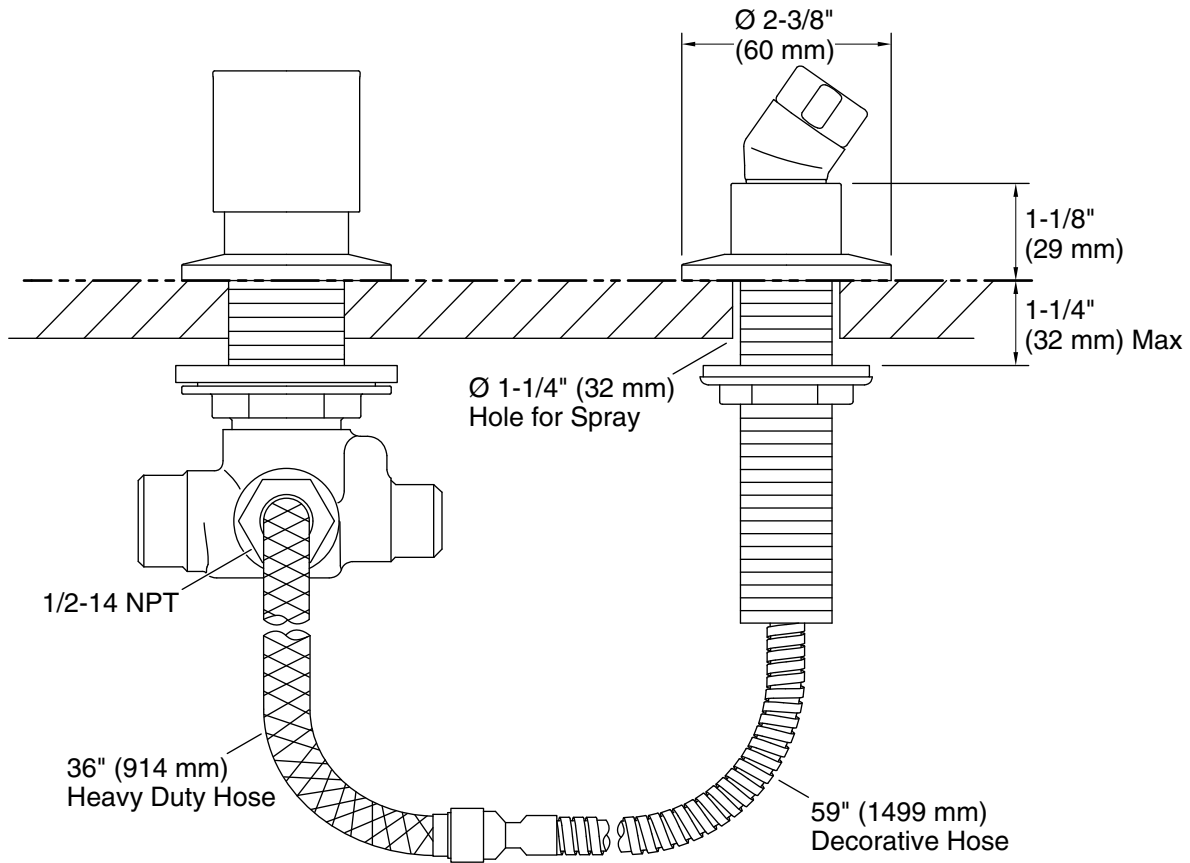
### KOHLER® Faucet Lifetime Limited Warranty

See website for detailed warranty information.

### Available Colors/Finishes

*Color tiles intended for reference only.*

Color	Code	Description
	CP	Polished Chrome
	BN	Vibrant® Brushed Nickel
	BL	Matte Black



## Technical Information

All product dimensions are nominal.

### Shower Valve:

Flow rate - Max: 15 gal/min (56.8 l/min)

Valve body: Cast brass

Drain included: No

## Notes

Install this product according to the installation instructions.