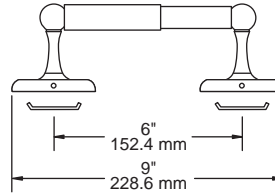
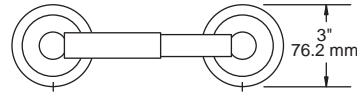
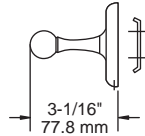


## TECHNICAL DATA

*College Circle™*

### TOILET PAPER HOLDER



#### MATERIALS:

Posts - Zinc Die Cast  
Roller - Plastic  
Wall Plate - Steel, Zinc Plated

#### INSTALLATION:

Mount wall plate bracket(s) per installation instructions with supplied fasteners. Slip product over wall plate(s) and tighten set screws until secure.

#### OPTIONAL FASTENER INFORMATION:

Wood blocking is preferable behind all wall surfaces. If wood blocking is not available, the following fasteners are suggested: Tile/Masonry - Plastic or Lead Anchors, Plaster/Drywall - Toggle Bolts.

#### SPECIFICATION:

Surface mounted toilet paper holder shall be model \_\_\_\_\_  
(fill in model number) by Liberty Hardware Manufacturing Corporation.