

Instructions for assembly and installation
4' & 4'6"

IMPORTANT!

Before you start, here is some helpful advice	Health & Safety
<div>1. We suggest you spend a short time reading through this leaflet and then follow the simple step by step instructions.</div> <div>2. It is important for you to follow the instruction carefully. Assembling the bed without following the instructions might cause the bed to collapse and lead to fatal injuries.</div> <div>3. To ensure an easier assembly, we strongly advise that all fittings are only finger tightened during initial assembly. Only upon completion of the assembly, should all fixing points be fully tightened.</div> <div>4. Do not use this bed if any parts are missing, damage or worn.</div> <div>5. Retain these instruction for future reference.</div> <div>6. In case for any claims, please retain this product original packing</div>	<div>1. DO NOT JUMP ON THIS BED!.</div> <div>2. DO NOT use this bed unless all fixings are tightly secured.</div> <div>3. Periodically check all bolts, screws & fixings to ensure they are tightly secured.</div> <div>4. Always use on a level and even surface.</div> <div>5. Warning! if this bed is on a laminated floor, you must place some protection under all legs to stop the bed from moving. If this is not adhered to, there is no guarantee if the bed collapses.</div>
	<div>How do I care for this 4' & 4'6"?</div> <div>1. Do not push the bed because this will damage the base leg. Please lift up the bed with 2 persons whenever you need to change its position.</div> <div>2. Keep away any sharp object from the metal part of the bed.</div>










What is included in this pack?

HARDWARE LIST

NAME	NO	Q'TY
Headboard	01	01
Footboard	02	01
Side Support	03	02
Side Frame	04	02
Mid Support	05	01
Base Leg	06	03
Bendwood	07	22

M4 (Small) / M5 (Big) Allen Key - Supplied

PARTS LIST

NAME	FIGURE	NO	Q'TY
M6 x 16mm JCBC Screw		A	08
M6 x 50mm JCBC Screw		B	04
M6 Nut		C	10
M6 x 40mm JCBC Screw		D	06
Bendwood Connector with 2 ends open		E	11
Bendwood Connector with 1 end open		F	22
BG6215D: 38mm Metal Cap (Black Gold)		G	04
M8 x 50mm JCBC Screw		H	02
M8 Nut		I	02