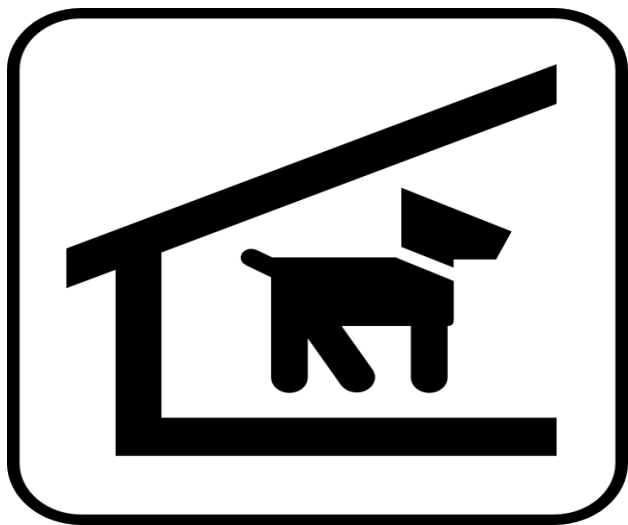


Wooden Pet Crate



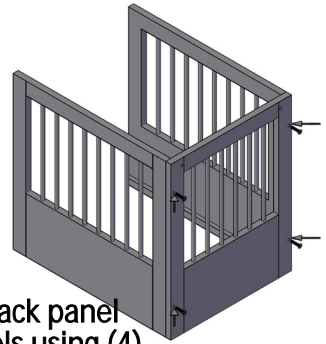
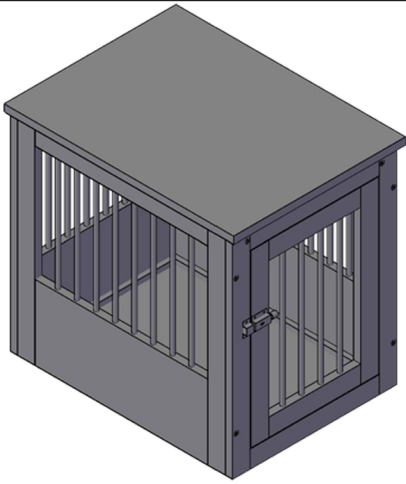
Kit Components

Panels	Front panel (door)	1pcs
	Back panel	1pcs
	Side panel	2pcs
	Table top	1pcs
	Floor panel	1pcs

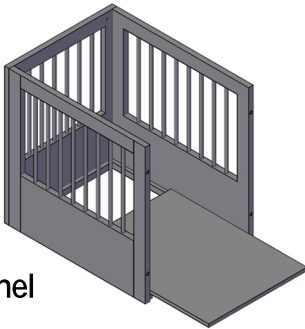
Stile	Wood strip	2pcs
-------	------------	------

Hardware	Long screw	8pcs
	Short screw	8pcs

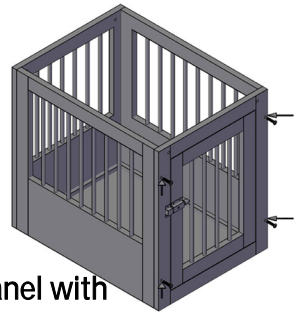
Installation Step



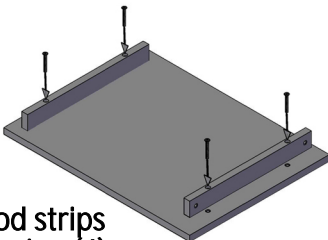
Connect the back panel with side panels using (4) pcs of short screws.



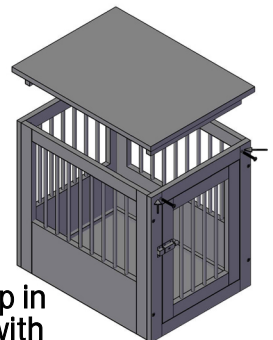
Slide the floor panel



Add the front panel with (4) pcs of short screws.



Connet the wood strips with Table top using (4) pcs of long screws.



Place the Table Top in place and secure with (4) long screws.