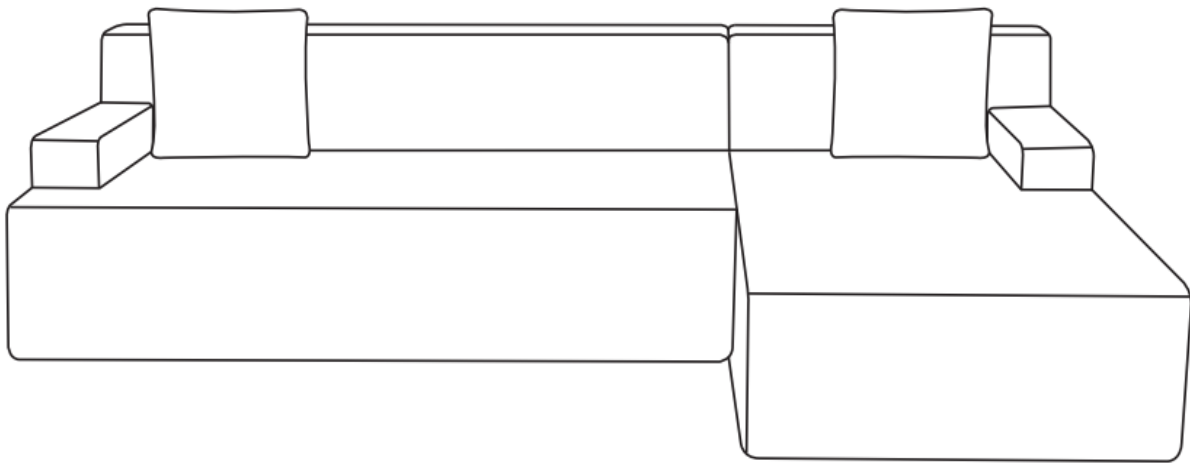


# ASSEMBLY INSTRUCTIONS



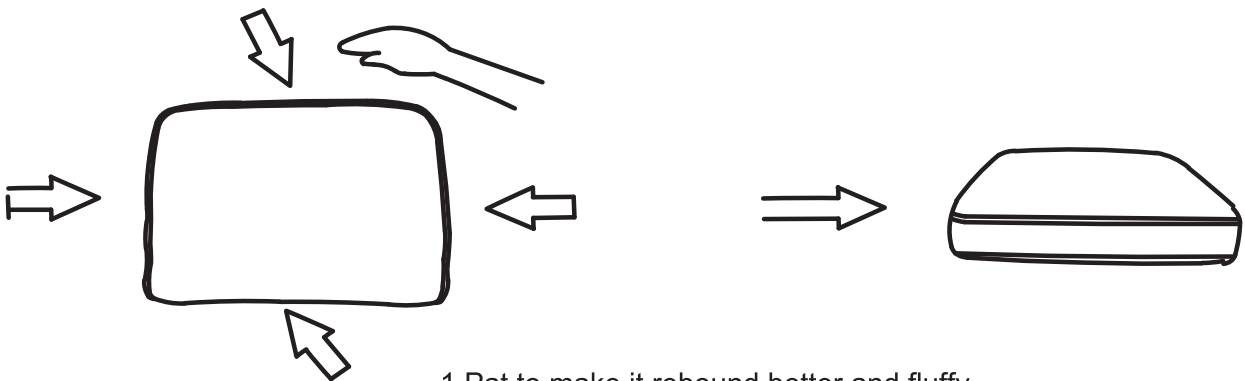
## Warranty policy:

--We strive to offer the highest quality products, and we also try our best to satisfy each and every customer that orders from us with replacement parts/or service as needed.

--Please do not return to store, contact the seller if you have any trouble with this product.


# TIPS:

1. The sectional sofa comes in 2 separate boxes, might be delivered at different times. Please wait several days patiently.
2. Due to differences of light effects, the actual color of the materials might be slightly different from the pictures.
3. No Assembly Required. This sofa can free of your stereotyped nightmare of furniture assembly.
4. Due to package compression for better shipment, the fabric may have wrinkles.
5. Please take all packages out and pat every part to make it rebound better and fluffy.
6. Please keep children away from the plastic bags.



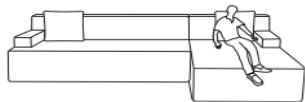
1. Pat to make it rebound better and fluffy.

2. Knead your cushion like giving your cushion a massage while allowing the air to flow through the foam.




It might takes up to 72 hours.

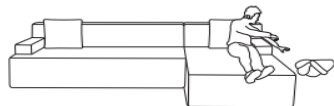
## WARNING:



Correct Way to Use ✓



Incorrect Way to Use ✗


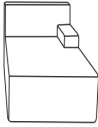



Incorrect Way to Use ✗



Incorrect Way to Use ✗

# PART LIST:

NO	DESCRIPTION	SKETCH	QTY	
A	LEFT CHAISE		1PC	A x 1 C x 1
B	RIGHT CHAISE		1PC	B x 1 C x 1
C	PILLOW		2PCS	

## COMPLETE

