






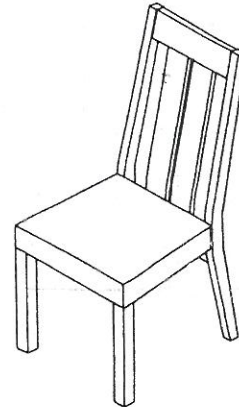
ASSEMBLY INSTRUCTION

MODEL : CHAIR

Before you begin ,Please follow Assembly Instruction carefully ,Then follow them step by step.

HARDWARE LIST

NO	DESCRIPTION	QTY
A	1/4"×80MM JCBC BOLT 	4 PCS
B	1/4"×45MM JCBC BOLT 	6 PCS
C	SPRING WASHER 	10 PCS
D	FLAT WASHER 	10 PCS
E	ALLEN KEY 	1 PC



FULLY SET UP

