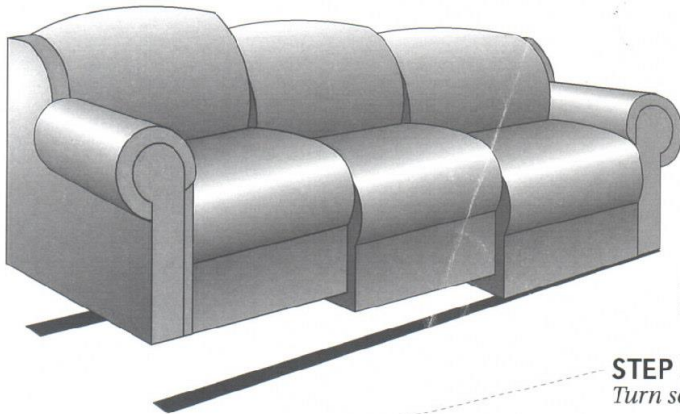


How to Disassemble Your Modular Reclining Sofa


for easy moving.



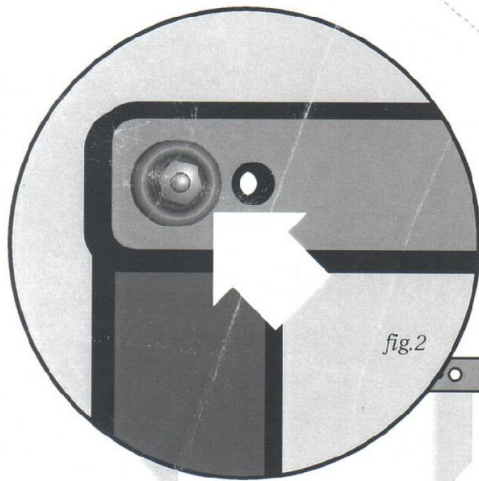
TOOLS NEEDED:
7/16" Ratcheting Socket Wrench

This modular furniture is designed to allow disassembly for ease of moving. Follow these simple steps to separate into individual modular seating components.

STEP I
Turn sofa carefully onto its back [see fig.1].



STEP II
Remove all glides by loosening bolts threaded through the glides [see fig.2]. There are four (4) per seat section. 8 total for loveseats; 12 total for sofas.



STEP III
Remove both cross rails. Each seat section will now be separated for easy moving.

STEP IV
To reassemble your furniture, simply follow the previous steps in reverse. **NOTE:** Glides must be reinstalled (Step II) to prevent possible floor damage.

