

CARE AND MAINTENANCE

Spot clean using a mild water-free solvent. Only a professional cleaner should undertake a complete overall cleaning.

The use of steam or water-based cleaners may cause excessive shrinking or staining.

NOTICE

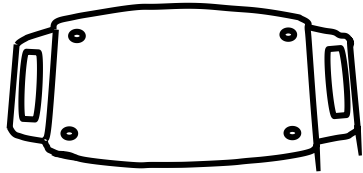




*Please make sure that you have all parts indicated before you begin assembly of this


*This item should be assembled on a soft surface to prevent scratching the finish during assembly

*This item may require periodic tightening

Product Dimensions:25.2"Wx14.2D"x15.35"H

Part List

PIECE	DESCRIPTION	PICTURE	QUANTITY
A	Seat		1X
B	Leg1		1X
C	Leg2		1X
D	Leg3		1X
E	Leg4		1X



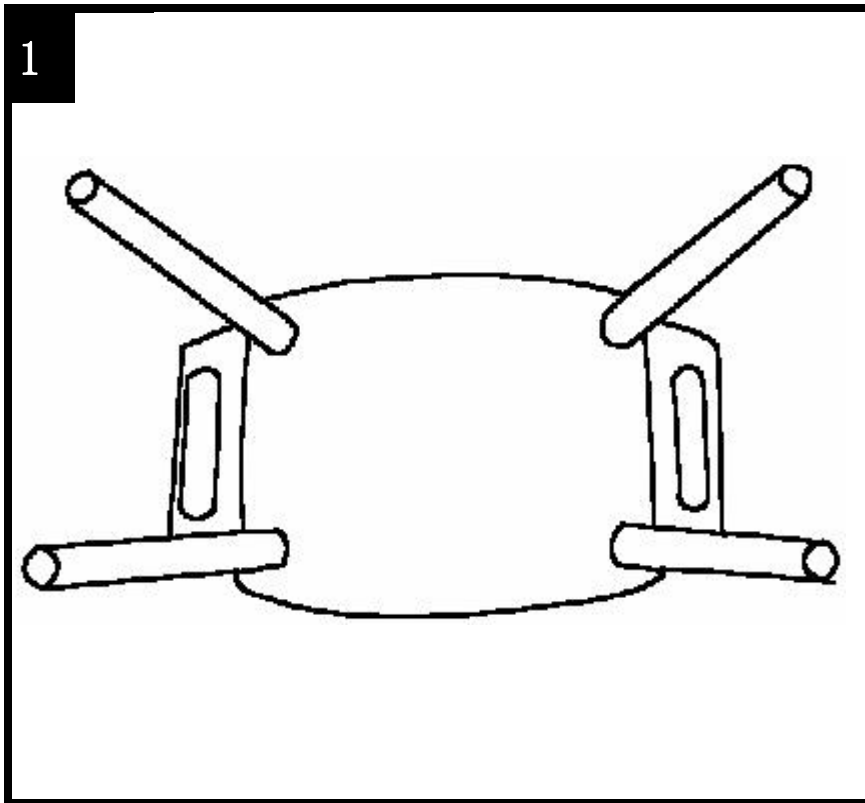
Weight Capacity:275lbs
WARNING:DO NOT STAND ON CHAIR

PREPARATION

Before beginning assembly of product, make sure all parts are present. Compare parts with package contents list

If any parts is missing or damage, do not attempt to assemble the product.

Estimated Assembly Time:5 Minutes.



Step 1

Take all packaging off the stool. Screw four legs to the stool and gently tighten the legs.