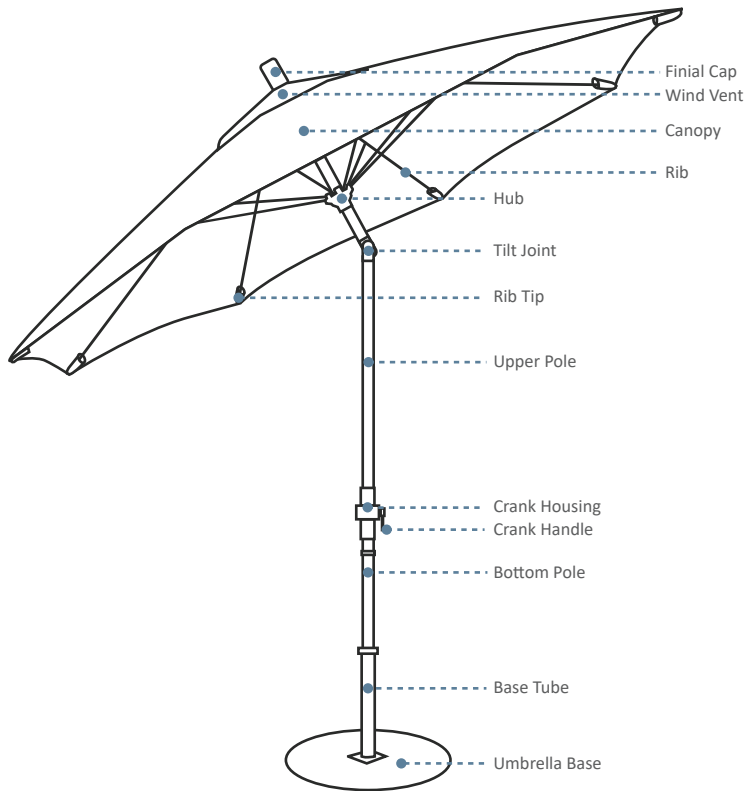
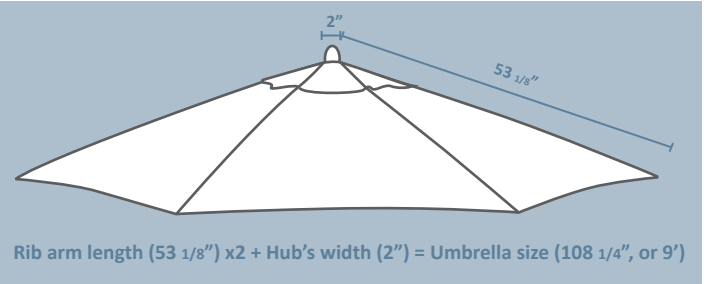


UMBRELLA MEASUREMENT GUIDE

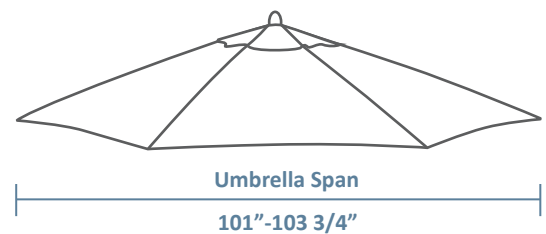


HOW TO MEASURE AN UMBRELLA



For an octagonal umbrella:

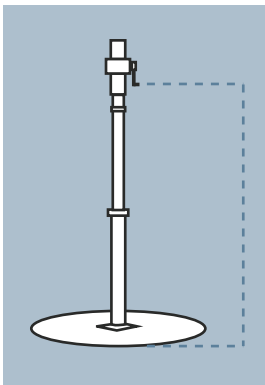
- 1 Fully open the umbrella.
- 2 Measure along the top of the canopy from the tip of one rib arm to the finial cap.
- 3 Double this measurement.
- 4 Measure the width of the umbrella's hub and add this to the total.



Note

Measuring the distance from rib tip to rib tip across the opened canopy (the umbrella's span) will not yield an accurate measurement of the umbrella. This measurement will also vary depending on how wide the umbrella is opened.

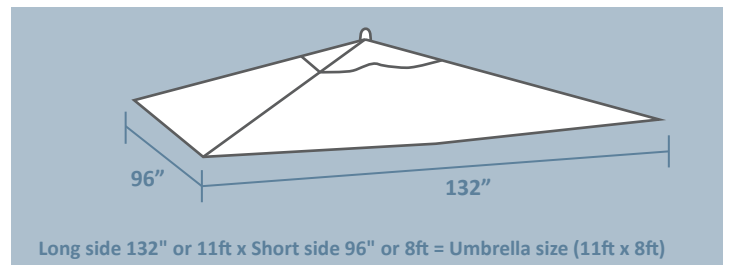
HOW TO MEASURE THE CRANK HEIGHT



Measuring the crank height may be necessary when pairing a patio umbrella with an outdoor dining table.

Measure the base of the umbrella's pole to the bottom of the crank handle.

The tabletop's height should measure less than the crank height.



For a square/rectangular umbrella:

- 1 Fully open the umbrella.
- 2 Measure two sides of the umbrella to find the size.