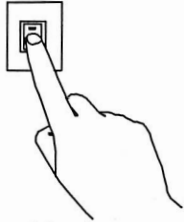


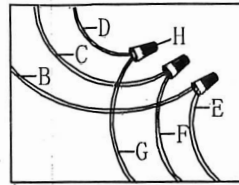
Installation Instruction

1



turn off the power.

5

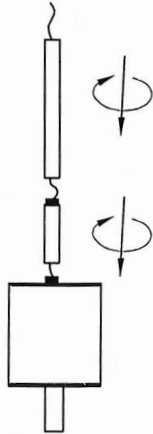


Wire connection

B-Black wire(L) from junction box
C-White wire(N) from junction box
D-Green wire or bare copper
from junction box
B-Black wire(L) from fixture
F-White wire(N) from fixture
D-Green wire or bare copper from fixture
H-wire connector x 3

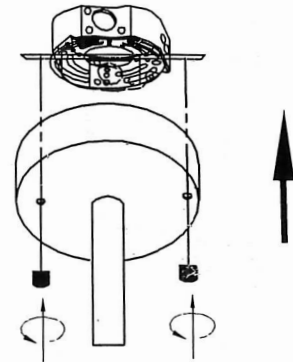
Connect wires

2



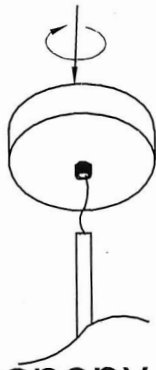
install the hanging rod

6



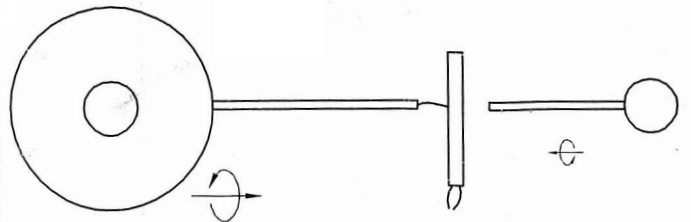
rise and install canopy
to Mounting bracket

3



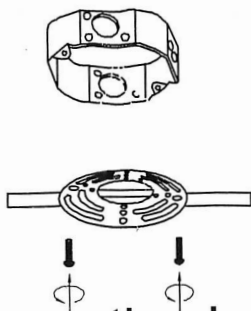
install the canopy to fixture

7



install the arms and connect wire

4



install mounting bracket

