


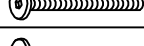




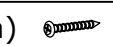



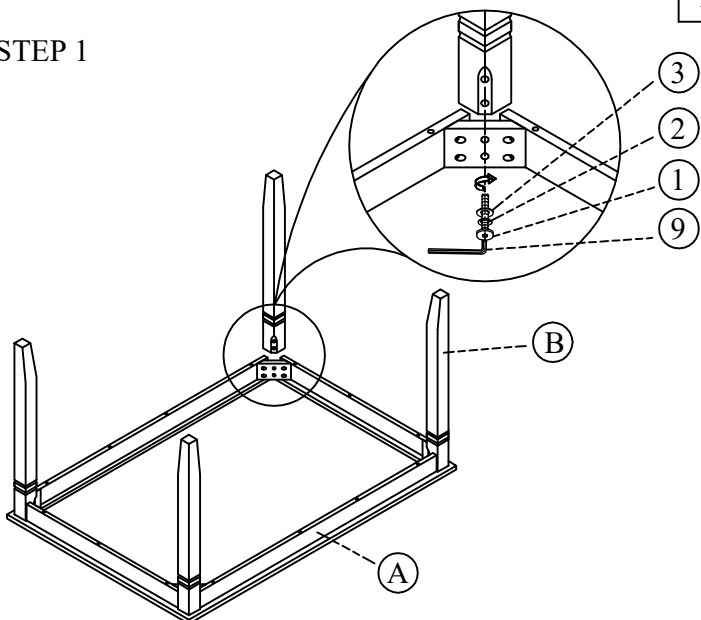
# ASSEMBLY INSTRUCTIONS

**KEEP THIS DOCUMENT FOR REFERENCE IN CASE PARTS ARE NEEDED  
DO NOT TIGHTEN SCREWS UNTIL COMPLETELY ASSEMBLED !**

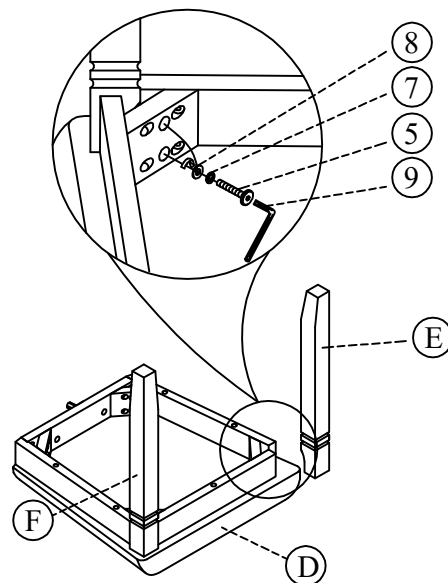
No.	DESCRIPTION	Q'TY FOR 5PCS
A	TABLE TOP	1pc
B	TABLE LEG	4pcs
C	CHAIR BACK	4pcs
D	CHAIR SEAT	4pcs
E	CHAIR FRONT LEFT LEG	4pcs
F	CHAIR FRONT RIGHT LEG	4pcs
G	CHAIR LEFT STRETCHER	4pcs
H	CHAIR RIGHT STRETCHER	4pcs

No.	DESCRIPTION	Q'TY FOR 5PC
1	BOLT(5/16"x2-3/4") 	8pcs
2	SPRING WASHER(5/16") 	8pcs
3	METAL WASHER(5/16") 	8pcs
4	BOLT(1/4"x3-1/8") 	16pcs
5	BOLT(1/4"x2-3/8") 	16pcs
6	BOLT(1/4"x1-1/2") 	8pcs
7	SPRING WASHER(1/4") 	40pcs
8	METAL WASHER(1/4") 	40pcs
9	ALLEN KEY 	1pc
10	WOOD SCREW(M4x38mm) 	16pcs


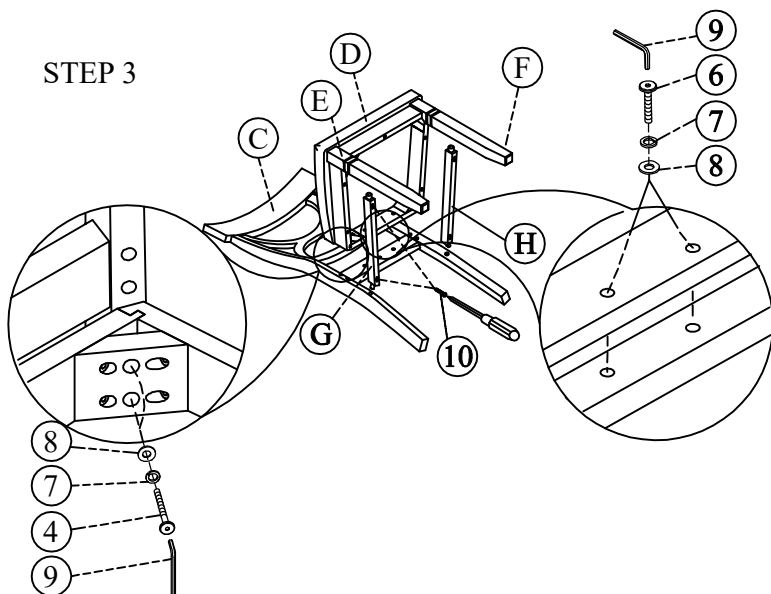
STEP 1



STEP 2




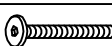





STEP 3



# ASSEMBLY INSTRUCTIONS

**KEEP THIS DOCUMENT FOR REFERENCE IN CASE PARTS ARE NEEDED  
DO NOT TIGHTEN SCREWS UNTIL COMPLETELY ASSEMBLED !**

No.	DESCRIPTION	Q'TY
A	SEAT	1pc
B	LEFT LEG	2pcs
C	RIGHT LEG	2pcs
D	LONG CROSSBAR	1pcs
E	STRETCHER	2pcs

No.	DESCRIPTION	Q'TY
1	ALLEN KEY 	1pc
2	BOLT(1/4"x2-3/8") 	8pcs
3	SPRING WASHER(1/4") 	8pcs
4	METAL WASHER(1/4") 	8pcs
5	WOOD SCREW(M3x15mm) 	6pcs
6	WOOD SCREW(M4x38mm) 	4pcs
7	WOOD SCREW(M4x38mm) 	2pcs

