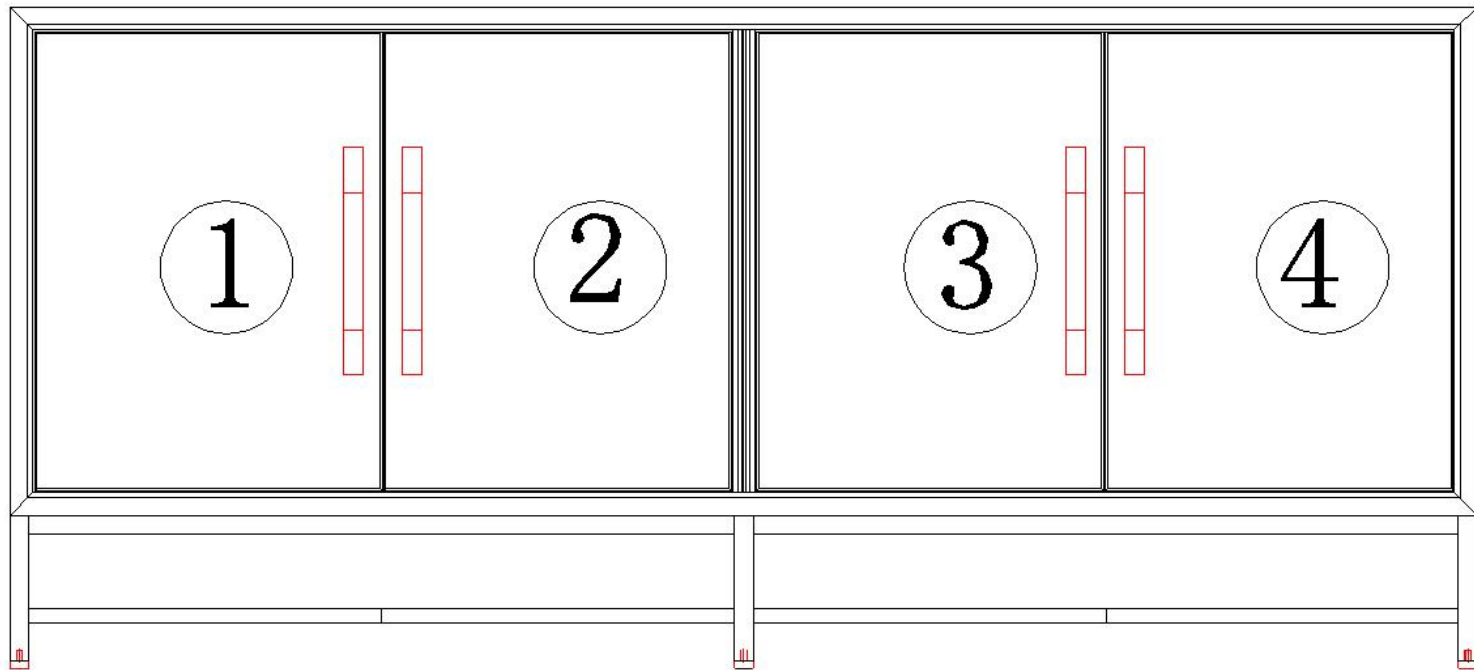


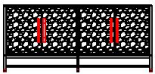



ASSEMBLY INSTRUCTIONS.

MAKO SIDEBOARD



THANK YOU FOR YOUR PURCHASE!

PARTS AND HARDWARE.

NO.	DESCRIPTION	IMAGE	Q'TY
①	BODY		1
②	HANDLE		4
③	SCREW		8
④	ADJUSTABLE FEET		4

NOTES.

Thank you for purchasing this quality product! Be sure to check all packing material carefully for small part that may have come loose inside the carton during shipping.

Caution: The item is heavy, assembly should be performed by two people.

STEP 1.

