

**USER'S MANUAL**  
**Metal Stool**

THIS INSTRUCTION BOOKLET CONTAINS **IMPORTANT** SAFETY INFORMATION. PLEASE READ AND KEEP FOR FUTURE REFERENCE.

---

---

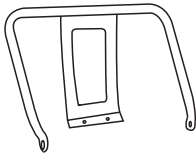

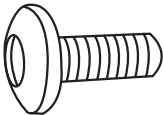

# Before You Start

- ⦿ Please read all instructions carefully.
- ⦿ Retain instructions for future reference.
- ⦿ Separate and count all parts and hardware.
- ⦿ Read through each step carefully and follow the proper order.
- ⦿ We recommend that, where possible, all items are assembled near to the area in which they will be placed in use, to avoid moving the product unnecessarily once assembled.
- ⦿ Always place the product on a flat, steady and stable surface.
- ⦿ Keep all small parts and packaging materials for this product away from babies and children as they potentially pose a serious choking hazard.

## Care and Use

1. All the screws in, and then tighten them.
2. Recommended for indoor use only.
3. Use a slightly damp cloth to clean the product. Do not use bleach or abrasive cleaning material.
4. Do not use the product if any of the parts is damaged.
5. Never stand on the chair or use it as a ladder.

---

<b>A</b> 	1
<b>B</b> 	1
<b>C</b>  M6*14	4
<b>D</b> 	1

