

ASSEMBLY INSTRUCTIONS

Disclaimer:

Thank you for your purchase. Please read carefully and keep these instructions, as you may need them later.

Beware of potential electrical shock! Before installing the fixture or removing any other light already present, please turn off the main power at the circuit breaker.

If your product contains glass items, please handle with care, as glass is fragile and can lead to injuries if handled incorrectly.

Please keep in mind that the warnings and instructions present in this document are not meant to cover and prevent all possibilities and situations that could lead to injury or damage. It is the responsibility of the end-user to exercise caution and common sense when handling and installing the product.

All electrical connections must be made by qualified personnel in accordance with the National Electrical Code.

Please refer to the table below for electrical connections:



Product Size



natural shells

Capiz seashells shade



Metal Boom

Black marble base



Assembly Fun

Showcases the joy of assembly



Hassle-free returns

30 days return, 1 year warranty



BULBS NOT INCLUDED

3 x Max40W x E12

Installation instructions:

Step 5.Insert the shade(E) onto frame(F) and lock it by nut(D).

Step 4.Insert the frame(F) onto base(G).

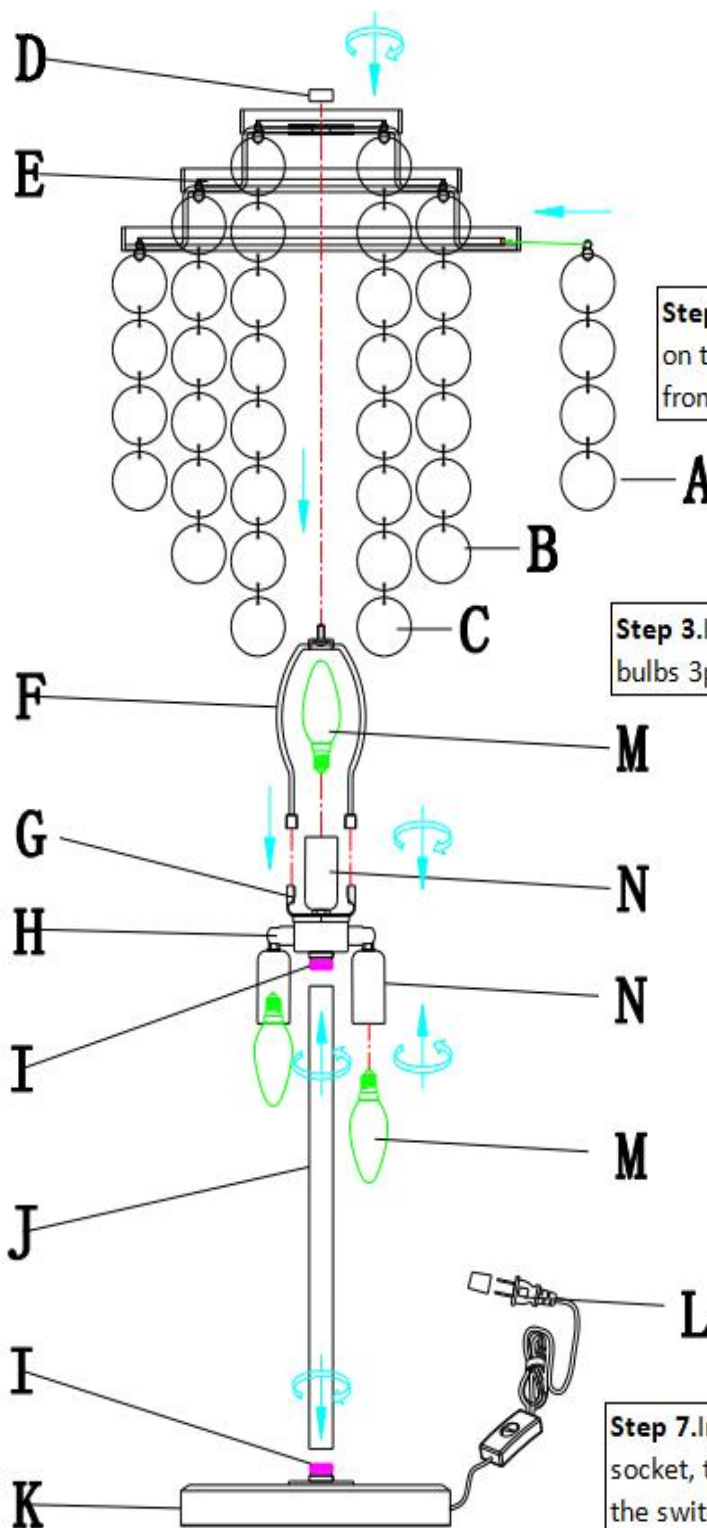
Step 1.As shown in the diagram,screw the straight tube (J) onto the lampbody connector (I) and lamp body(H).

Step 2.Screw the straight tube (J) onto connector (I) of the base (K) .


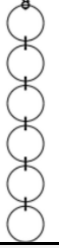
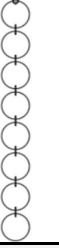
Step 6.Hang the shells(C-B-A) on the holds of lampshade(E) from inside to outside.

Step 3.Install the E12 LED candle bulbs 3pcs(not included).

Step 7.Insert the plug (L) into the socket, turn on the power, press the switch, and light will come on.



Parts Included:

		
A-30PCS	B-20PCS	C-10PCS

Warranty

1-YEAR LIMITED WARRANTY

The manufacturer warrants this product to be free from defects in materials and workmanship for one (1) year from the date of purchase. This warranty is valid only for the original consumer purchaser and covers the product under normal use and conditions. If the product is found to be defective, the manufacturer's sole obligation and your exclusive remedy is to repair or replace the product at the manufacturer's discretion, provided it has not been damaged by misuse, abuse, accident, alteration, modification, negligence, or mishandling.

This warranty does not cover labor or any costs associated with the removal or installation of defective, repaired, or replaced products. The warranty excludes damages resulting from misuse, mishandling, misapplication, negligence (including improper maintenance), accidents, incorrect installation, modifications (including unauthorized parts or accessories), or adjustments and repairs.