

## DIMMABLE LED DESK LAMP




### 1. Power.

Use USB cable to power the LED lamp.

### 2. Turning on the lamp.

The lamp is turned on by pressing the switch to the on position.

### 3. Control switches

-  Power on/off.
-  Color mode icon:  
Touch color mode icon for a selection of warm light or cool light. (3000K-6000K).
-  Timer icon:  
Tap icon once, light indicator will turn green. Timer is now set to turn off in 30 minutes.  
Tap icon twice, light indicator will turn blue. Timer is now set to turn off in 60 minutes.

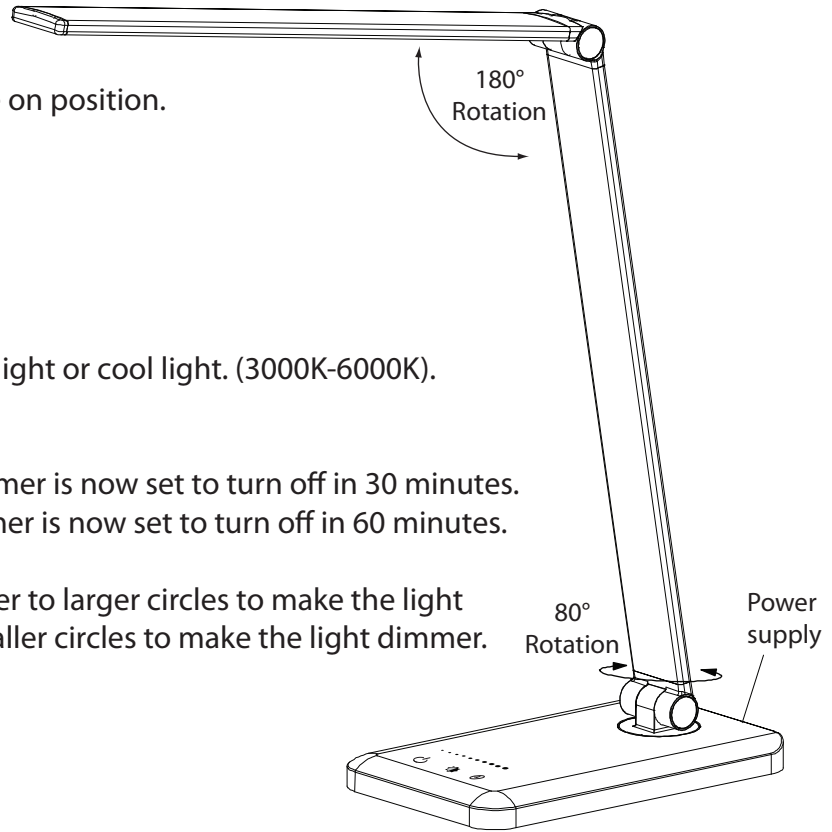
..... Dimming icon: slide finger from smaller to larger circles to make the light brighter, slide finger from larger to smaller circles to make the light dimmer.

### 4. Product Specification

Maximum power: 6W

Rated Voltage: DC5V1-2A

Lumens: 450 lumens



## CAUTION

1. When using power adapter, only use with the same specifications for USB port.
2. While the LED light is on, do not shine on eyes in short distance to prevent eye injury.
3. This product may be affected by external interference, which might turn light on or off.
4. This product is indoor use only.
5. Protect product by keeping it away from rain, moisture, fire, high temperature environment.
6. Product LED light source can not be replaced.