

Questions? Call our customer service department at 1-877-706-3267, 8 a.m. - 5 p.m. Central Time, Monday - Friday.

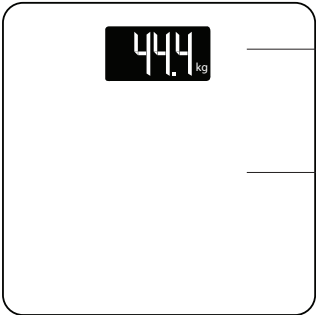
ELECTRONIC BATHROOM SCALE

Instruction Manual

Model #58002



PACKAGE CONTENTS



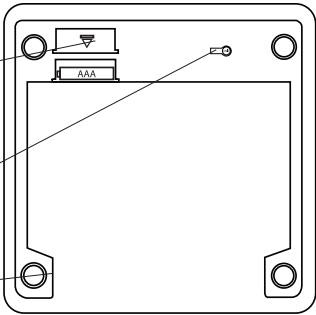
LCD Display

Battery Cover

Bamboo platform

Unit Conversion Switch

High Precision Sensor



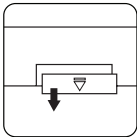
PRODUCT FEATURES

- Auto on/Auto off
- Auto zero resetting
- Weight units: kg-lb
- Low Battery/Overload indication

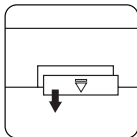
PRODUCT SPECIFICATIONS

Product size	11.81 x 11.81 x 0.82 inches
Power	2 x 1.5V AAA batteries
Display	LCD display
Maximum capacity	396 lb/180 kg
Division	100g/0.2 lb

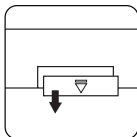
TO INSERT OR REPLACE BATTERIES



1. On the base of the scale, gently remove the battery cover as per the arrow direction.



2. Insert 2 x 1.5V AAA batteries into the compartment observing the polarity marking in the base.




3. After inserting the batteries, replace the battery cover.

OPERATING INSTRUCTIONS

1. Place scale on a solid, level surface. Do not use scale on carpet or other soft surfaces as the accuracy will be compromised.
2. Gently step onto the scale and the unit will automatically turn on. Once a steady reading is taken, the display will lock and flash to indicate the final weight. Do not lean or wobble while the scale is reading your weight.
3. The scale will automatically switch off approximately in 8 seconds when not in use.

UNIT CONVERSION



Press the unit switch button to convert units between kilograms and pounds.

ERROR INDICATORS



The "Lo" symbol on the display indicates that the battery power is running low. Please replace the batteries.



The "Err" symbol on the display indicates that the scale is overloaded. Please step off to avoid damage to the scale.



If "C" symbol on the display as you step on the scale indicates an error has occurred. Please step off and then step back on again.

BATTERY USE AND DISPOSAL

- If the scale will not be used for long periods, remove the battery to avoid damage to the scale due to possible battery leakage.
- Keep the batteries out of reach of children.
- Do not mix old and new batteries, with different compositions or of different brands in order to prevent possible leakage or explosion.
- Do not heat the batteries or expose to fire.
- Do not dispose of batteries with household waste. Check with your local authority for recycling advice.

CARE AND MAINTENANCE

- Always keep the scale in horizontal position, and not put it in wet or hot conditions.
- Avoid hitting or dropping the scale, otherwise damage may occur.
- Do not put heavy things on the scale when not in use. Do not overload, as it could damage the sensor.
- Do not immerse this product in water.
- Clean the scale with a soft damp cloth, do not use chemicals or harsh abrasives.
- Keep the scale surface dry and do not use it on slippery floor.
- Do not weigh with wet feet to avoid slipping.

1-YEAR WARRANTY

The manufacturer warrants all of its bathroom scales against defects in materials and workmanship for one (1) year from the date of purchase. If within this period, obtain the proof-of-purchase and contact customer service. The manufacturer will, at its option, repair, replace or refund the purchase price to the consumer. This warranty does not cover items becoming defective due to misuse, accidental damage or improper handling and specifically excludes liability for direct, incidental or consequential damages. As some states do not allow exclusions of limitations on an implied warranty, the above exclusion and limitation may not apply. This warranty gives you specific rights and you may also have other rights which may vary from state to state.