

KOHLER®

Corbelle®
Tall two-piece elongated toilet with skirted trapway,
1.28 gpf
K-33813-RA

Features

- Two-piece design
- Elongated bowl offers added room and comfort
- Tall height offers seating 2-1/2" (63.5 mm) higher than Comfort Height® for enhanced comfort, ease of sitting and standing, and gracious accessibility
- 1.28 gpf (4.8 lpf)
- Right-hand Polished Chrome trip lever
- 2-1/8" (54 mm) glazed trapway
- Revolution 360® flushing technology generates a forceful swirling motion to keep the bowl clean longer
- Fully skirted trapway simplifies cleaning
- Sanitary guard where bowl and tank meet for ease of cleaning
- Encapsulated bolts prevent rust and corrosion
- Patented ReadyLock® installation system, a simple solution for skirted toilets, saves time, hassle, and eliminates the need to drill into the floor for standard 12" (305 mm) rough-in
- CleanCoat™ surface treatment inhibits the growth of water scale and mineral stains for improved ease of cleaning
- AquaPiston® canister optimizes the flow out of the tank, harnessing gravity and the natural powerful reducing cascade of water to increase the power and effectiveness of the flush

Installation

- Three-bolt quick-connect installation
- Standard 12" (305 mm) rough-in
- 10" and 14" (254 mm and 356 mm) rough-in kits also available
- Seat and supply line sold separately

Recommended Products/Accessories

K-4108 PureWash® E750 Elongated bidet toilet seat with remote control
K-20120-R Trip Lever
K-27331 Glissade® ReadyLatch® Quiet-Close™ elongated toilet seat
K-5383 10" Rough-in Full Skirt Trap and Attachment System
K-5381 14" Rough-in Full Skirt Trap and Attachment System

Included Components

K-33812 Tall elongated toilet bowl with skirted trapway
K-4143-RA Toilet tank, 1.28 gpf



Codes/Standards



ASME A112.19.2/CSA B45.1
DOE - Energy Policy Act 1992
EPA WaterSense®
California Energy Commission (CEC)
IAPMO Certification

KOHLER® Toilets and Seats Limited Warranty

See website for detailed warranty information.

Available Colors/Finishes

Color tiles intended for reference only.

Color	Code	Description
	0	White
	96	Biscuit

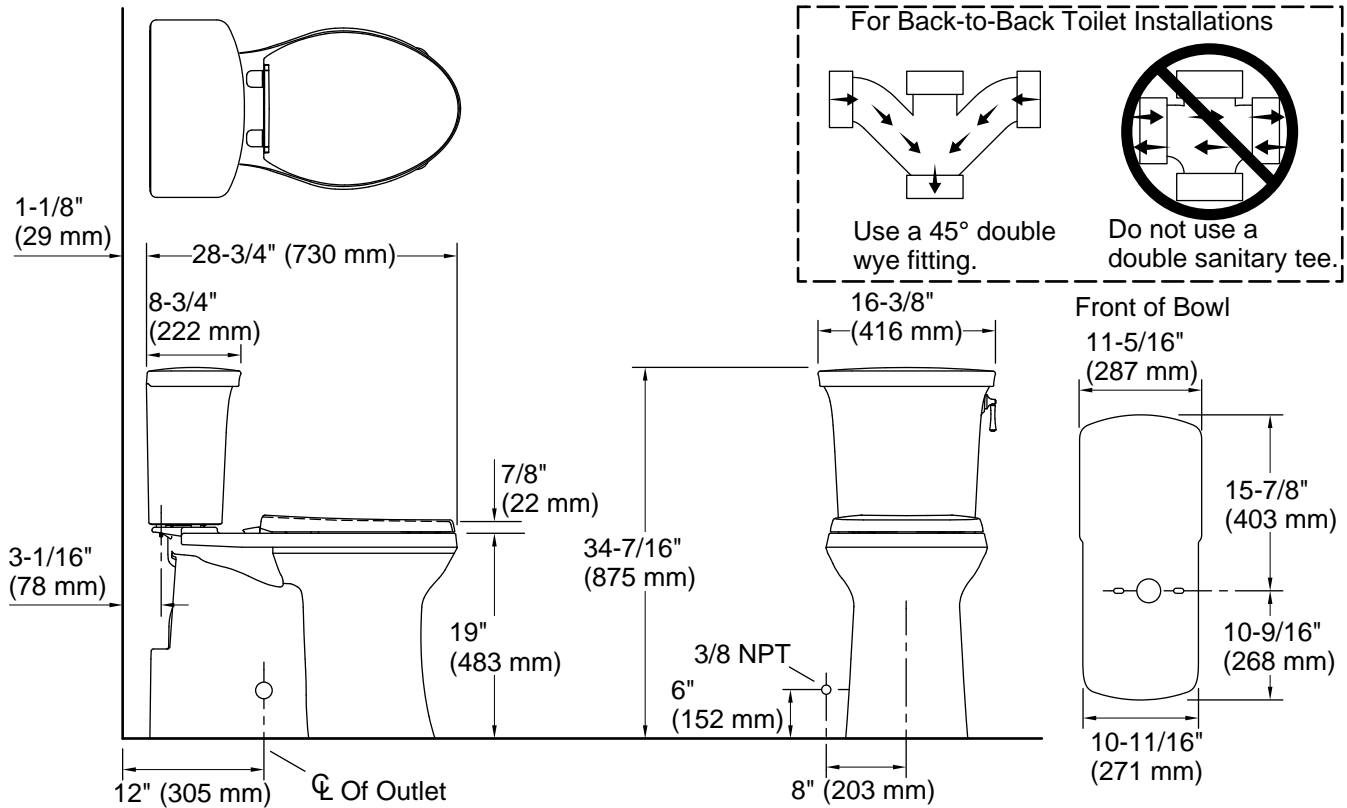
1-800-4KOHLER (1-800-456-4537)

Kohler Co. reserves the right to make revisions without notice to product specifications.

For the most current Specification Sheet, go to www.kohler.com USA or www.kohler.ca Canada

12-9-2024 23:16 - US/CA

THE BOLD LOOK
OF **KOHLER®**



Technical Information

All product dimensions are nominal.

Toilet type:	Floor-mount
Waste Outlet:	Floor
Bowl shape:	Elongated
Flush type:	Revolution 360, AquaPiston
Trap passageway:	2-1/8" (54 mm)
Water surface size:	9-3/4" x 7-1/4" (248 mm x 184 mm)
Rim to water surface:	6-1/4" (159 mm)
Rough-in:	12" (305 mm)

Fixture Supply Requirements

Min static pressure:	15 psi (103.4 kPa)
Max static pressure:	80 psi (551.6 kPa)

Notes

Install this product according to the installation instructions.