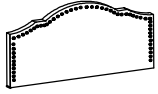


ASSEMBLY INSTRUCTION

HEADBOARD LIST:

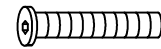
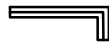
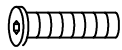


A: Headboard Top part 1PC
B: Headboard Bottom part 1PC

C: Leg 2PCS

D: Spring Washer 4PCS

E: Flat Washer 10PCS



F: Bolt M8*30mm 4PCS

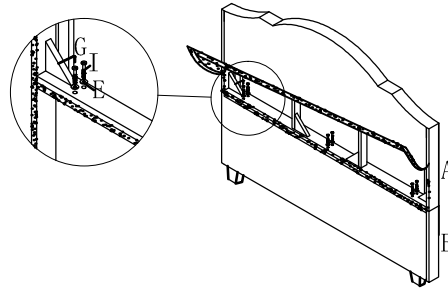
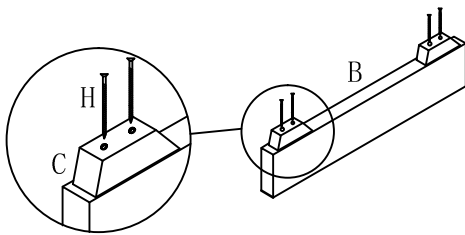
G: Allen Key 5mm 1PC

H: Screw 4.0*60mm 4PCS

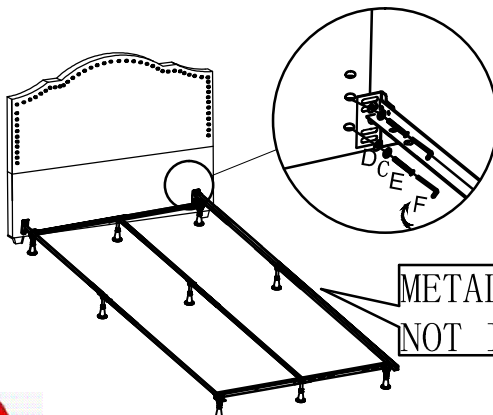
I: Bolt M8*50mm 6PCS

ASSEMBLY INSTRUCTION FOR HEADBOARD ONLY. NOTE: PLEASE DO NOT TIGHTEN ALL BOLTS UNTIL THE BED IS ASSEMBLED COMPLETELY.

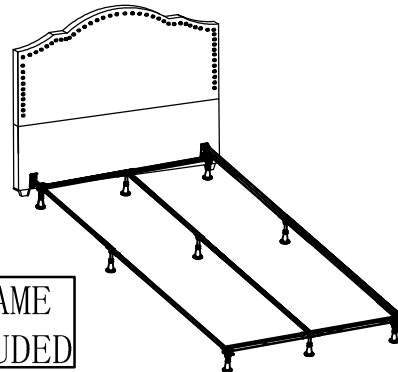
STEP 1



STEP 2



COMPLETED



METAL FRAME
NOT INCLUDED



For items use on wooden floor, hard surfaces or carpets, it is recommended to Install protective pads under all legs and supports to avoid/prevent from damages/ scratches and discoloration.