
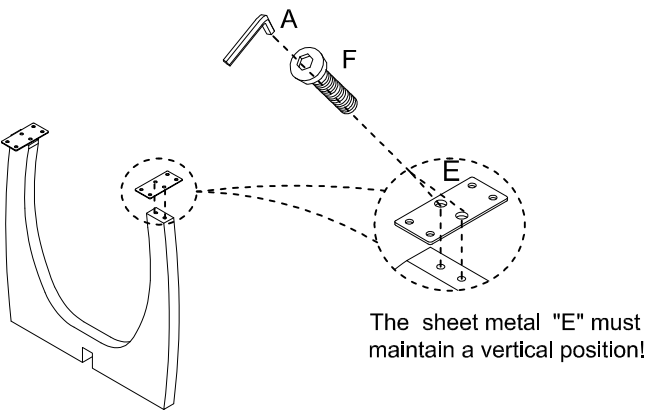


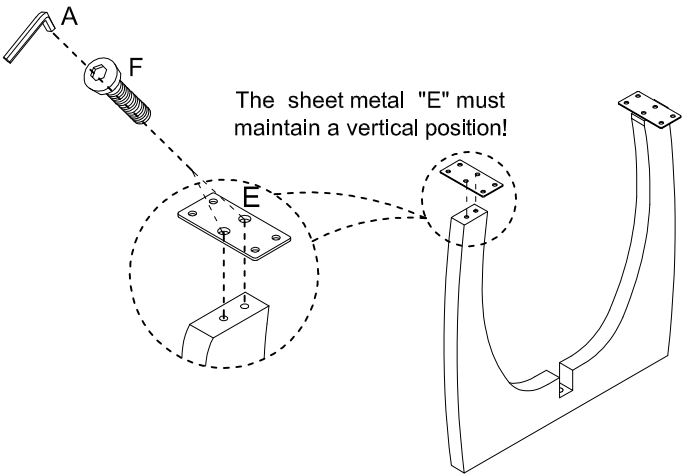
ASSEMBLY INSTRUCTIONS



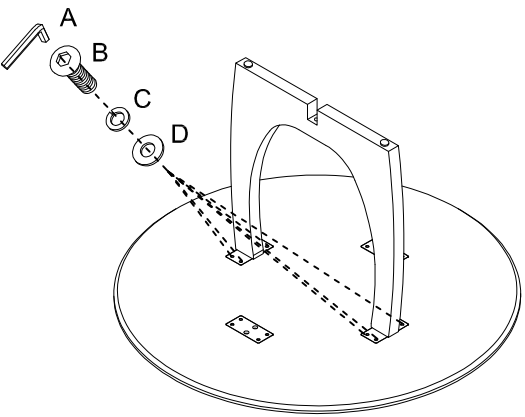
STEP 1



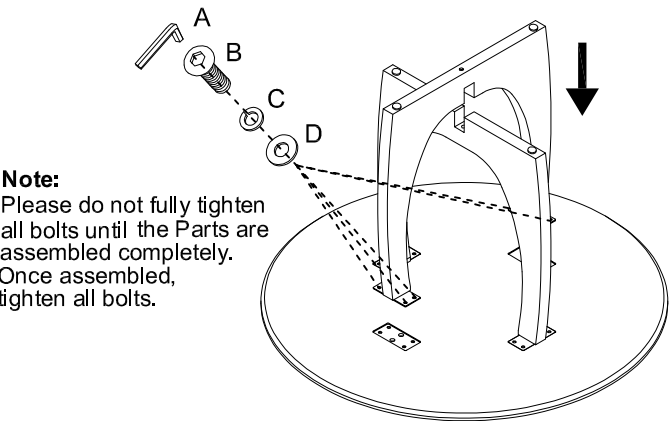
STEP 2



STEP 3



STEP 4



PARTS LIST		
	Top Panel	1PC
	Leg	1PC
	Leg	1PC

HARDWARE LIST			
A		1PC	5/16"
B		16PCS	5/16" *5/8"
C		17PCS	5/16"
D		17PCS	5/16"*19MM
E		4PCS	148*68*3MM
F		8PCS	5/16" *1"
G		1PC	5/16" *2-1/2"

STEP 5

