


# Dining Table

## Assembly Instruction



ASSEMBLY TIME PER UNIT: 20MINUTES

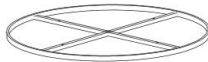
### PARTS IDENTIFICATION

#### B1:TOP MARBLE AND FRAME

1 TOP MARBLE 1PC

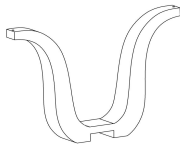


2 FRAME 1PC

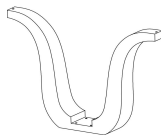


#### B2:BASE

3 LEG 1PC



4 LEG 1PC



5 BOTTOM 1PC

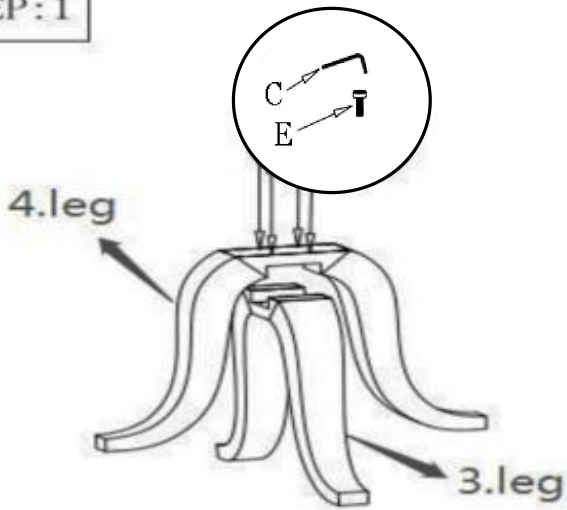


1PC Hardware pack is located in base box 2 of 2

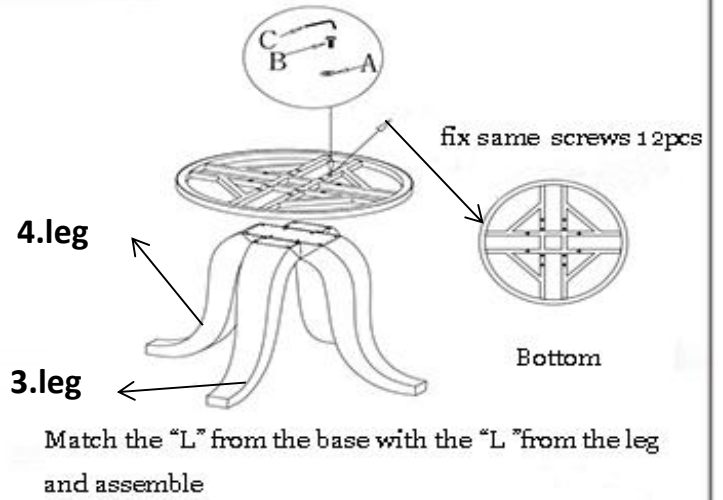
#### HARDWARE LIST

NO	SIZE	DIAGRAM	QTY
A	FLAT WASHER		16
B	BOLT M8*50		16
C	ALLEN WRENCH		1
D	PAD		8
E	BOLT M8*70		4

STEP : 1



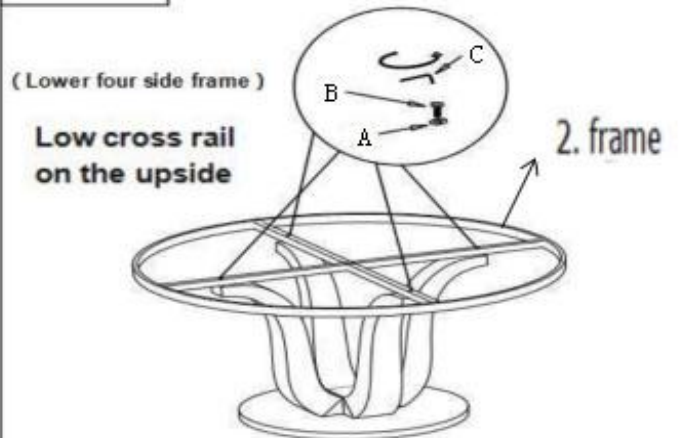
STEP : 2



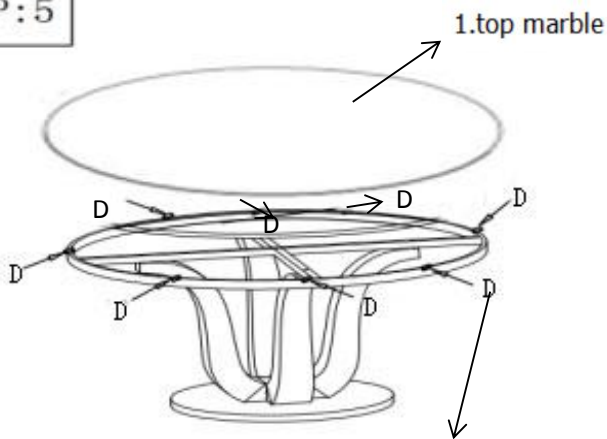
STEP : 3



STEP : 4



STEP : 5



Take off the protection for "D"  
then stick to the frame

STEP : 6

