


# INSTRUCTION MANUAL

## Modular Sectional Sofa with Storage



### **Note:**

1. Please confirm all parts are correct before you assemble
2. This product is shipped in 3 or 4 boxes, if you only receive one box first, don't worry, other boxes are on the way.
3. Do not tighten fastening fully until assembly is complete
4. DO NOT USE POWER TOOLS. Power tools can overtighten screws.

## **FAQ:**

Q1:Missing parts when received.

A1: If you find some parts are missing from the box, please kindly send us messages to let us know the name of missing parts according to the parts list of the instruction, we will send you the replacement asap.

Q2: Difficult to assemble

A2:It is best for two people to install the sofa. If there are any problems during the installation process, you can take photos and send them to us, and we will reply promptly. There are also installation videos on our page that you can view online.

Q3: Some parts were damaged when arrived.

A3: Please send us the clear photo of the damaged part as an attachment, we will check it and offer you the best solution soon.

Q4:Only received one or two boxes.

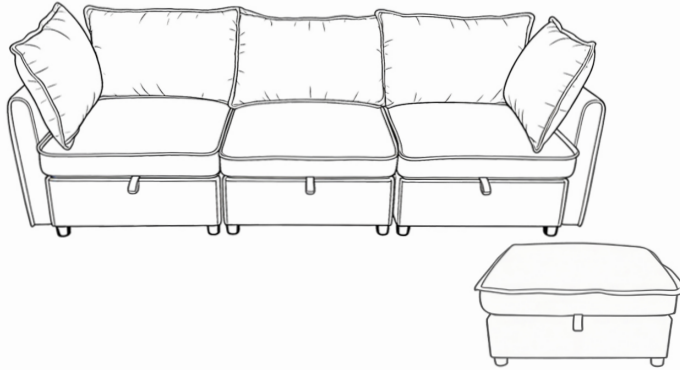
A4: We normally ship all boxes on the same day, but the boxes may not be delivered together because of the carrier. The delivery time interval between the packages will not normally exceed three days. And you can also contact the seller and ask for the delivery time of the other boxes.

Q5:Want to return the product.

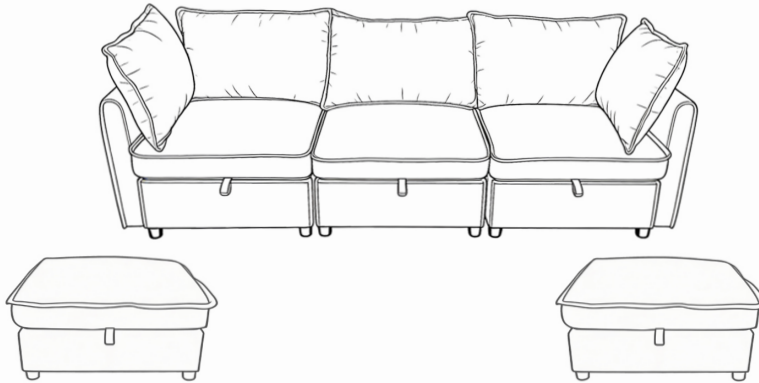
A5: Before returning the item, please contact us regarding the return issue. Please make sure that the box packaging is complete, the product is not damaged, stained, and does not affect secondary sales. Products returned without the original packaging may be rejected, and we may request pictures to be provided.

# Many Different Sectional

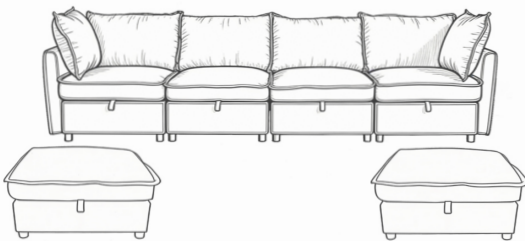
4Seats(A+A+C)



5Seats(A+A+B)



6Seats (A+A+A)



8Seats (A+A+A+A)



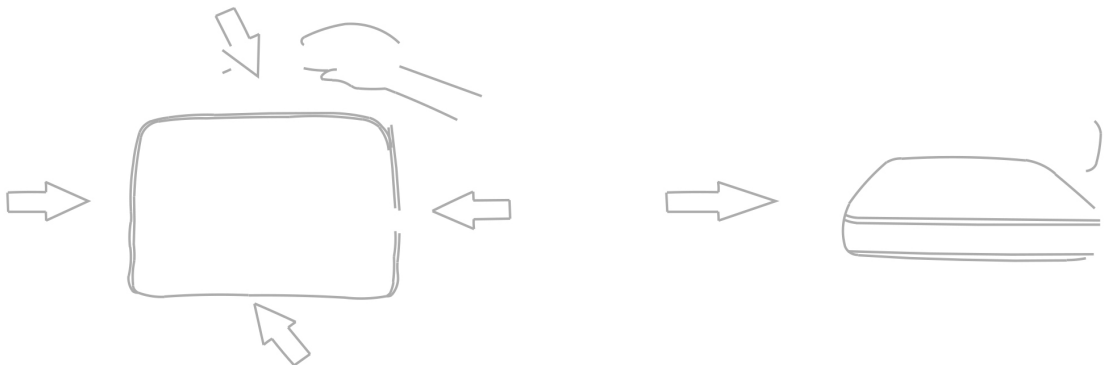
# Quick Start:

**1. Find your variant & check boxes.** Different variants ship with different boxes. Before assembly, confirm you've received all boxes. If any box or part is missing or damaged, please contact us by email or through the platform and we'll help right away.

Variant	Expected boxes	Total	Box	Name
4 Seat Sleeper	A+A+C	3	A	Middle Module X 2pcs
5 Seat Sleeper	A+A+B	3	B	Middle Module X 1pcs
6 Seat Sleeper	A+A+A	3	C	Armrest and Pillow
8 Seat Sleeper	A+A+A+A	4		

**2. Color may vary slightly.** Due to lighting and display differences, the actual material color may differ slightly from the photos.

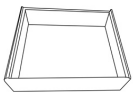
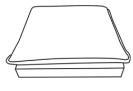
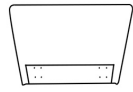



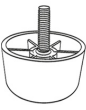





**3. Vacuum-packed cushions.** To reduce shipping volume, cushions are vacuum-packed. After unsealing, gently pat and fluff each cushion and allow 24–72 hours to fully recover to the look shown in the images.


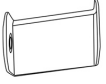
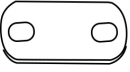




①. Pat to make it rebound better and fluffy.

②. Knead your cushion like giving your cushion a massage while allowing the air to flow through the foam.

# BOX A:

A	Seat frame		2pcs
B	Seat cushion		2pcs
C	Armrest /Backrest		2pcs
D	Storage box lid		2pcs
E	Back cushion		2pcs
F	Wooden batten		8pcs
G	Leg		8pcs
H	Gasket		8+1pcs
I	Felt pad		8+1pcs
J	Flat Washer		16+1pcs
K	Bolt M6		16+1pcs M6*16
L	Bolt M6		16+1pcs M6*40

M	7 shape connector		4pcs
N	U connector		4pcs
O	Connector		4pcs
P	Allen Key		1pc








## Note:

The armrests and backrest are universal. The ottoman and middle module seat frame are also universal.

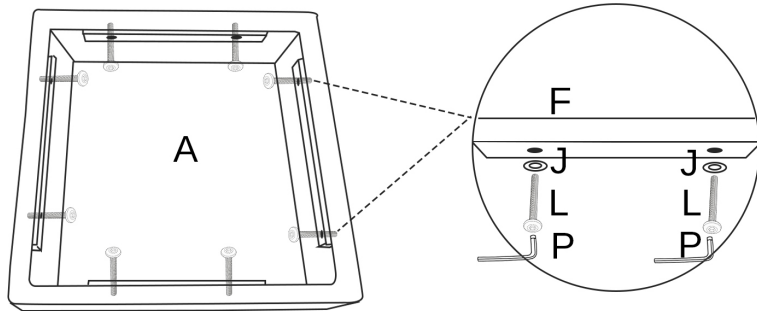
When installing the sofa, the ottoman is no need backrest.






The extra armrest (C) should be installed on the two sides instead of the ottoman.

# BoxA

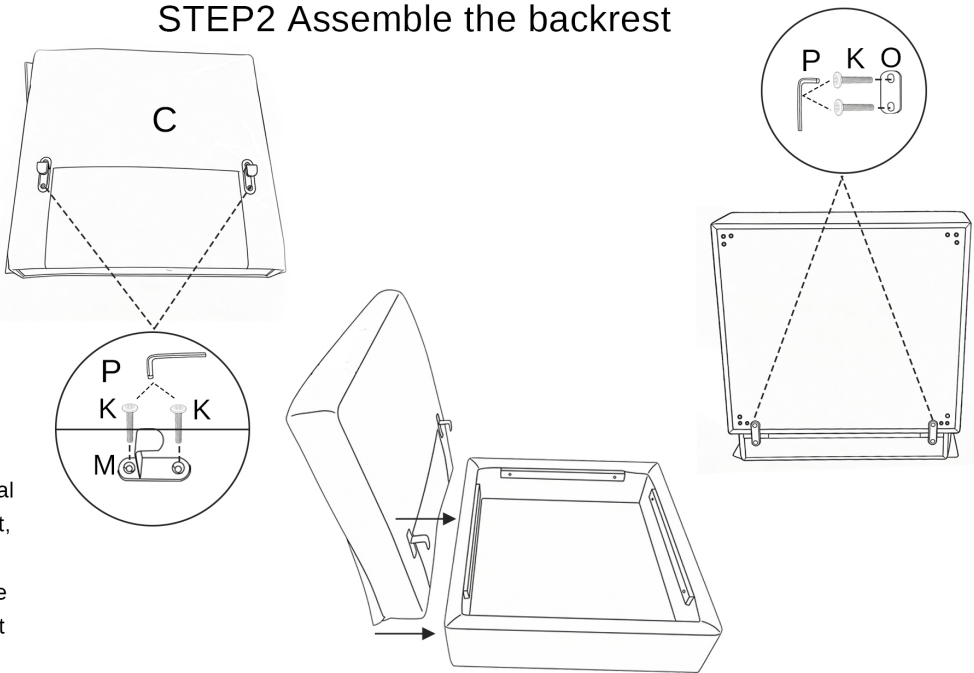
A		1pc
F		4pcs
L		8pcs M6*40
J		8pcs
P		1pc

## STEP1 Assemble the seat frame






C		1pc
M		2pcs
K		8pcs M6*16
O		2pcs
P		1pc

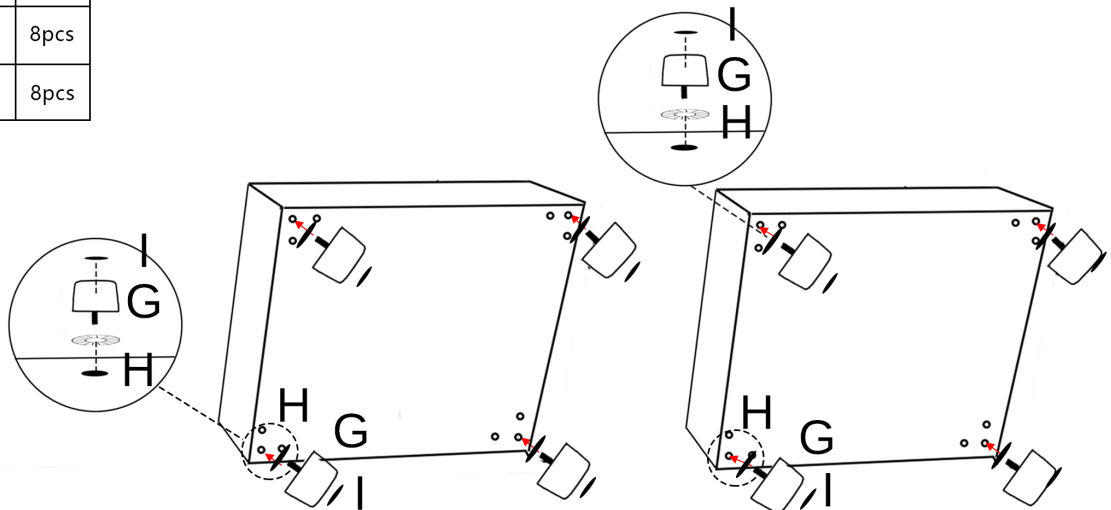
## STEP2 Assemble the backrest





First, install the metal parts of the backrest, into the seat frame, and finally attach the connecting pieces at the bottom

G		8pcs
H		8pcs
I		8pcs

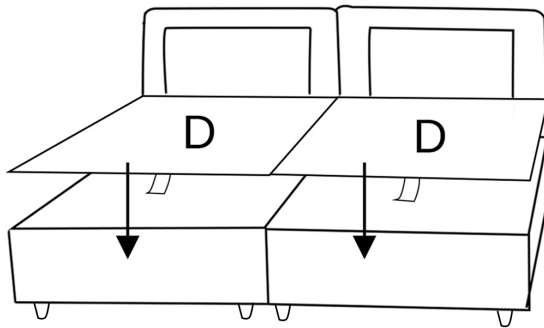
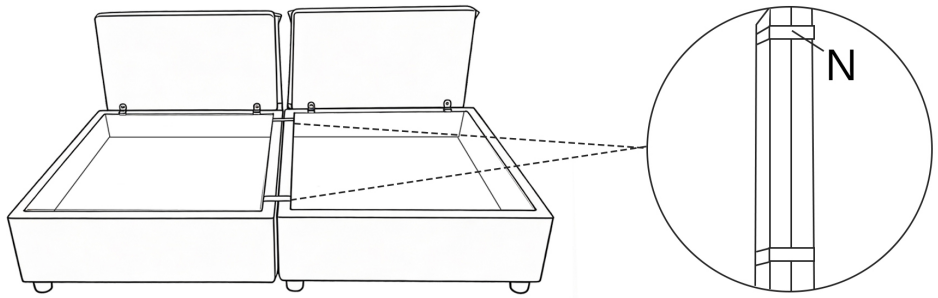
## STEP3 Assemble the leg



# BOX A:


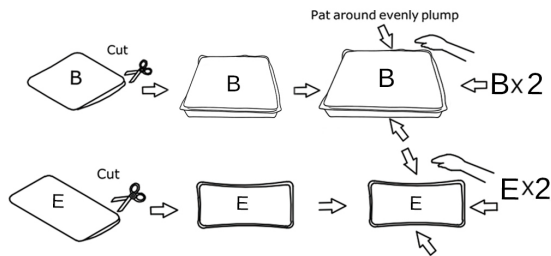
D		2pcs
N		2pcs

## STEP4 Place the sofa storage lid

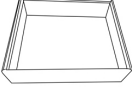

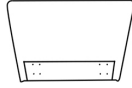
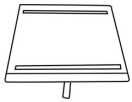


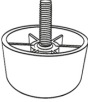










B		2pcs
E		2pcs

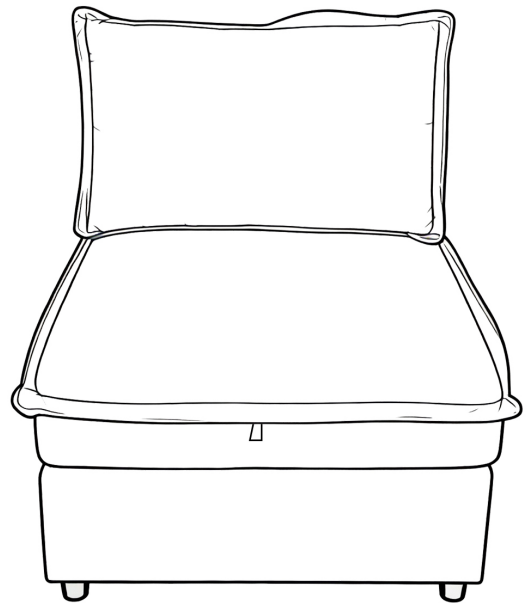
## STEP5 Open the vacuum-sealed packages and pat them for rebound.



# BoxB

<b>A</b>	Seat frame		1pc
<b>B</b>	Seat cushion		1pc
<b>C</b>	Armrest /Backrest		1pc
<b>D</b>	Storage box lid		1pc
<b>E</b>	Back cushion		1pc
<b>F</b>	Wooden batten		4pcs
<b>G</b>	Leg		4pcs
<b>H</b>	Gasket		4+1pcs
<b>I</b>	Felt pad		4+1pcs
<b>J</b>	Flat Washer		8+1pcs
<b>K</b>	Bolt M6		8+1pcs M6*16
<b>L</b>	Bolt M6		8+1pcs M6*40

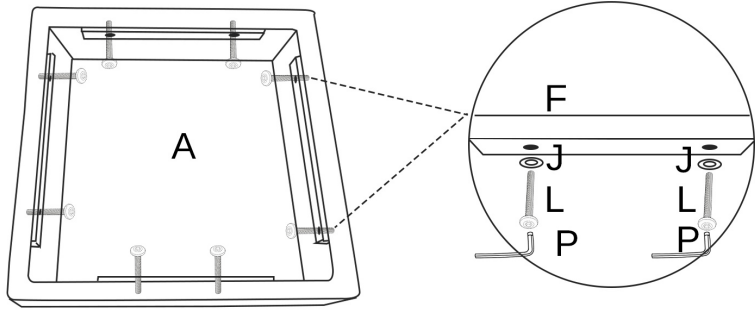
<b>M</b>	7 shape connector		2pcs
<b>O</b>	Connector		2pcs
<b>P</b>	Allen Key		1pc



# BoxB

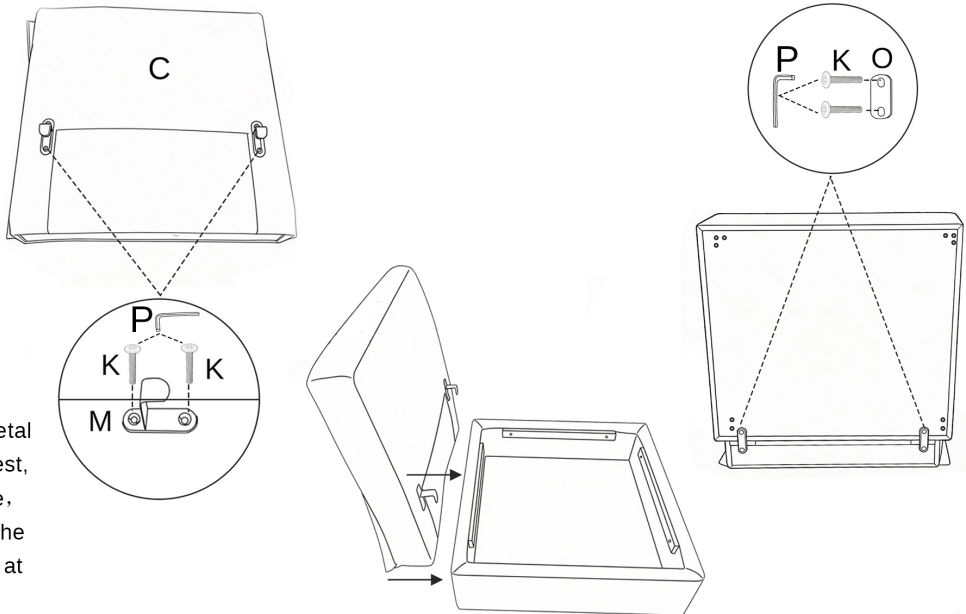
A		1pc
F		4pcs
L		8pcs M6*40
J		8pcs
P		1pc

## STEP1 Assemble the seat frame



C		1pc
M		2pcs
K		8pcs M6*16
O		2pcs
P		1pc

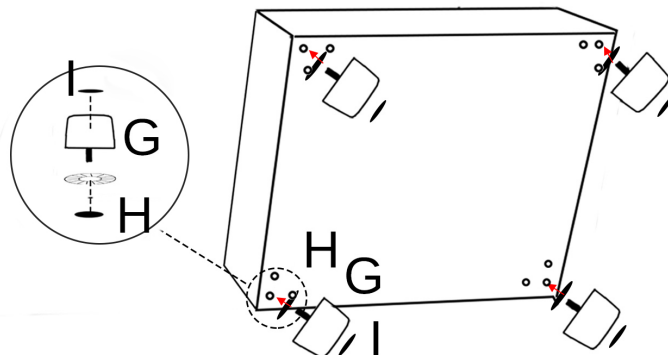
## STEP2 Assemble the backrest



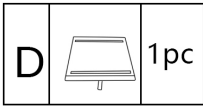
First, install the metal parts of the backrest, into the seat frame, and finally attach the connecting pieces at the bottom

G		4pcs
H		4pcs
I		4pcs

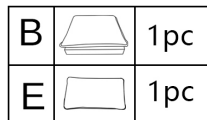
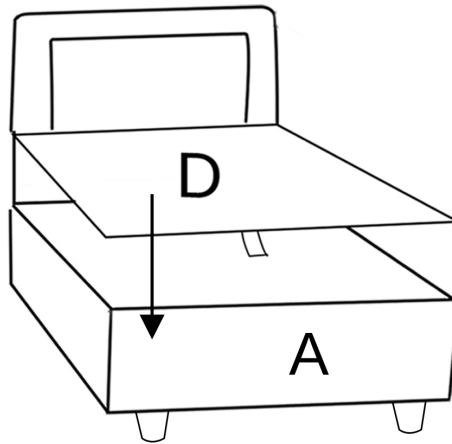
## STEP3 Assemble the leg



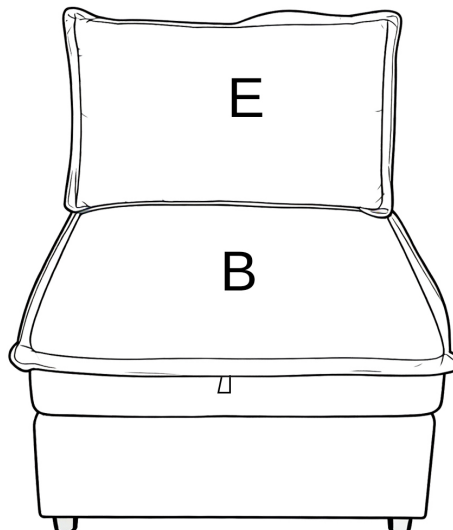
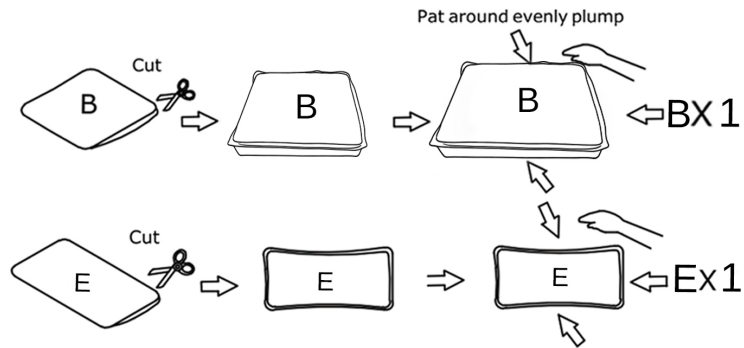
# BOX B:



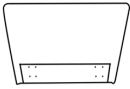


STEP4 Place the sofa storage lid



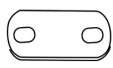


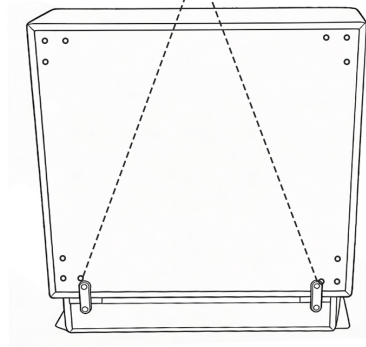
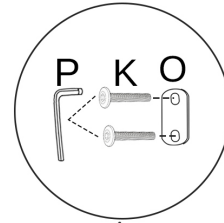
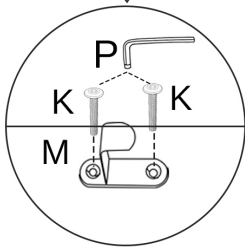
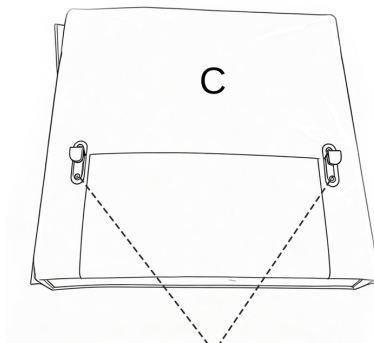
STEP5 Open the vacuum-sealed packages and pat them for rebound.




# BOX C:

C	Armrest /Backrest		1pc
E	Back cushion		1pc
P	Allen Key		1pc

K	Bolt M6		8+1pcs M6*16
M	7 shape connector		2pcs
O	Connector		2pcs





## RETURN ISSUE

We offer 30-day returns, please feel free to contact us if you have any questions. Return requirements:

1. Original carton in good condition
2. No damage to the product Contact Customer Service Team