










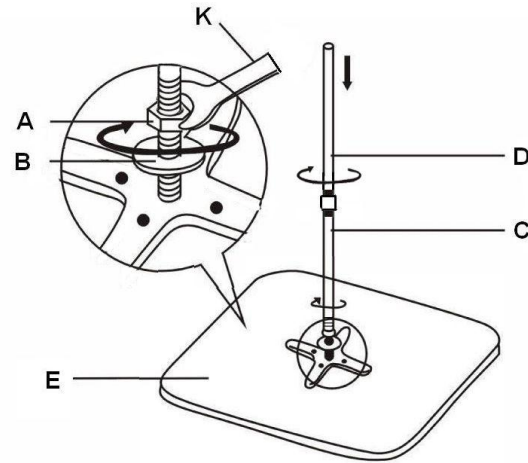
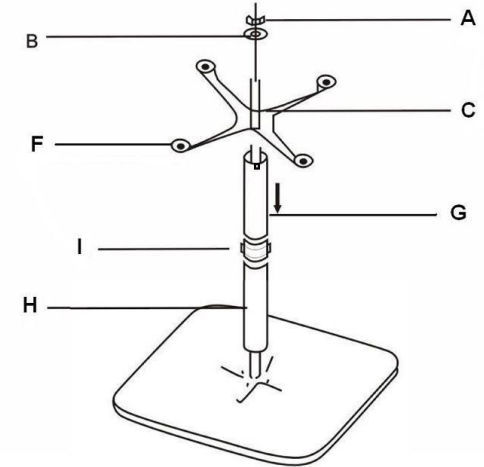


# Assembly Instructions

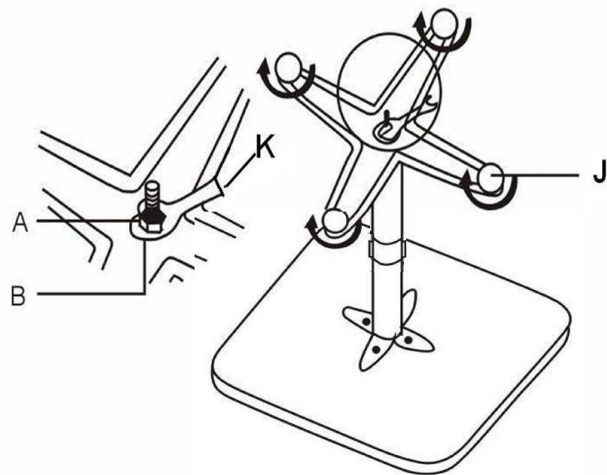
<b>A</b>		X2
<b>B</b>		X2
<b>C</b>		X1
<b>D</b>		X1
<b>E</b>		X1
<b>F</b>		X1
<b>G</b>		X1
<b>H</b>		X1
<b>I</b>		X1
<b>J</b>		X4
<b>K</b>		X1



**STEP 1**



**STEP 2**



**STEP 3**



**STEP 4**



If you want to reduce the height, please don't install part D in step 1 and don't install part H and I in step 2