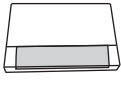


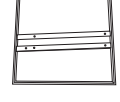
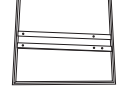


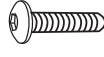

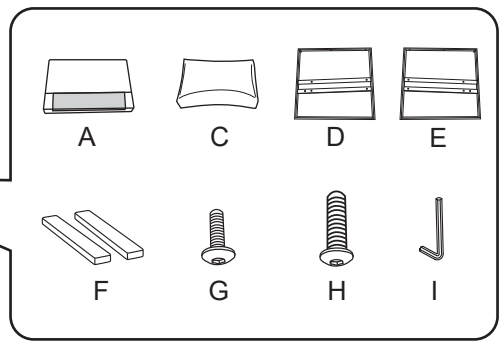
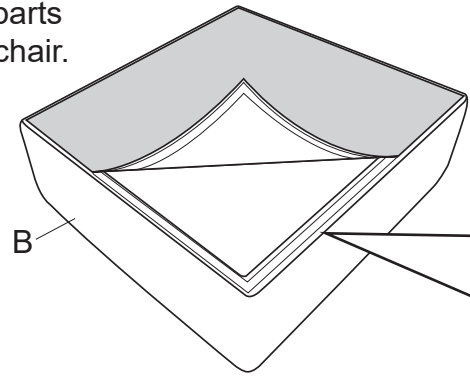
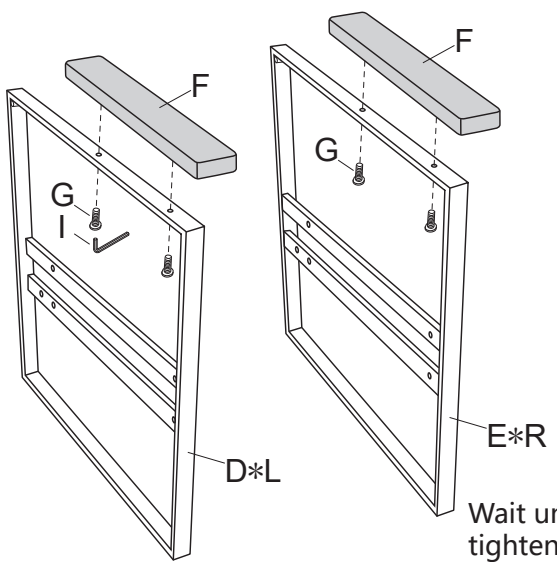


A*1	B*1	C*1	D*1 R	E*1 L	F*2	G*4	H*12	I*1
								
Backrest	Seat	Pillow	Right armrest	Left armrest	Handrail surface	M6*25mm Screws	M6*35mm Screws	Allen key

1 Take out all the Spare parts from the bottom of the chair.

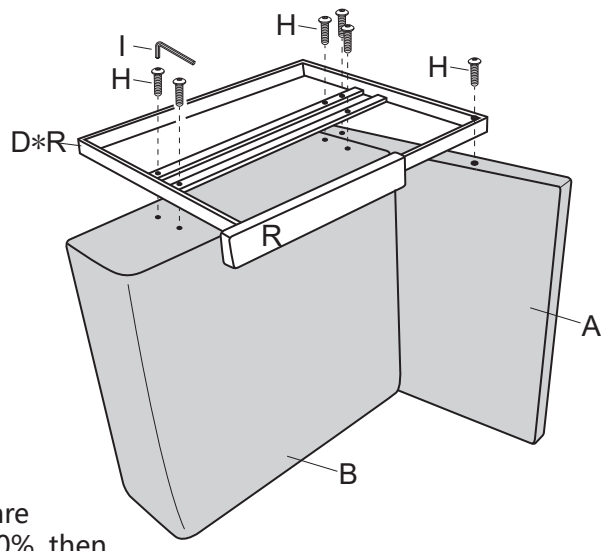


2 Assemble the handrail surface onto the handrail.

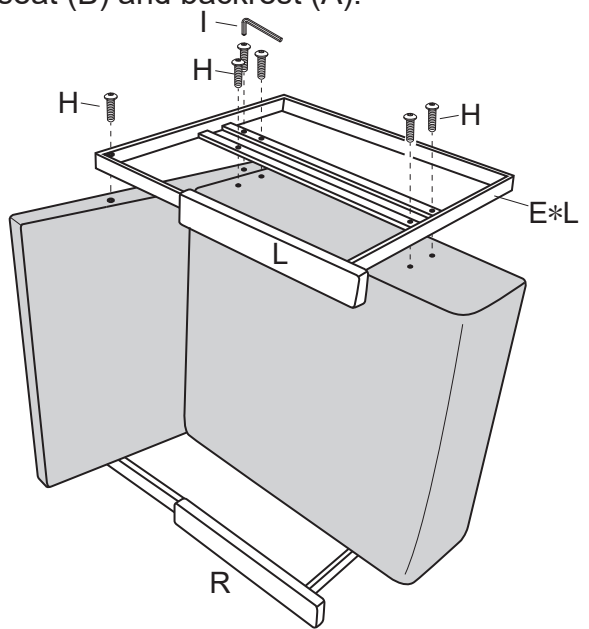


Wait until all screws are tightened to about 30%, then tighten them one by one to 100%.

3 Assemble the right armrest (D) onto the seat (B) and backrest (A).



4 Assemble the right armrest (E) onto the seat (B) and backrest (A).



5 Vacuum packed backrest will have indentation and it won't take long for it to disappear.

