

ASSEMBLY INSTRUCTIONS COASTER FINE FURNITURE



Fine Furniture for every stage of life

BAR TABLE

ASSEMBLY INSTRUCTIONS

ASSEMBLY TIPS:

1. Remove hardware from box and sort by size.
2. Please check to see that all hardware and parts are present prior to start of assembly.
3. Please follow attached instructions in the same sequence as numbered to assure fast & easy assembly.




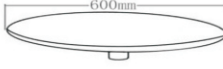

Warning!

1. Don't attempt to repair or modify parts that are broken or defective. Please contact the store immediately.
2. This product is for home use only and not intended for commercial establishments.



ASSEMBLY TIME	5 MINUTES
---------------	-----------

PARTS IDENTIFICATION

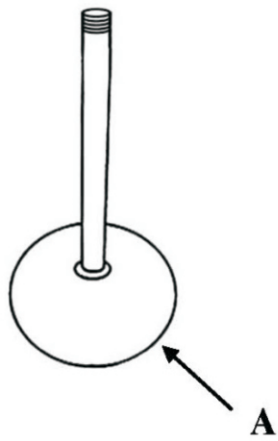
	PART NAME	FIGURE	QTY
A	TABLE BASE		1PC
B	TABLE TOP		1PC
C	MAIN POST		1PC

HARDWARE IDENTIFICATION

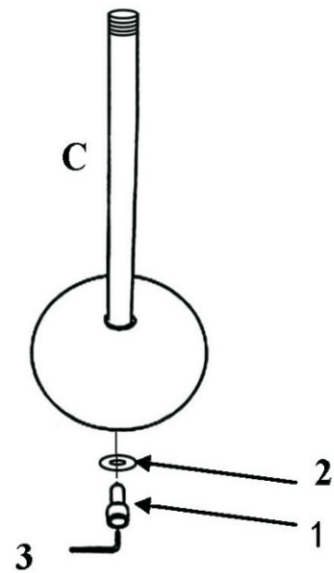
	HARDWARE NAME	FIGURE	QTY
1	BOLTS 3/16X40MM		1PC
2	WASHER 60MM		1PC
2	ALLEN WRENCH M10		1PC

ASSEMBLY INSTRUCTIONS

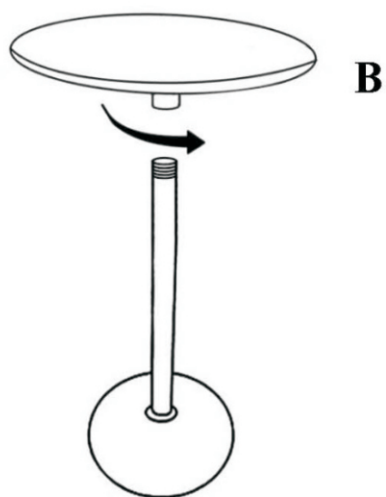
STEP 1



STEP 2



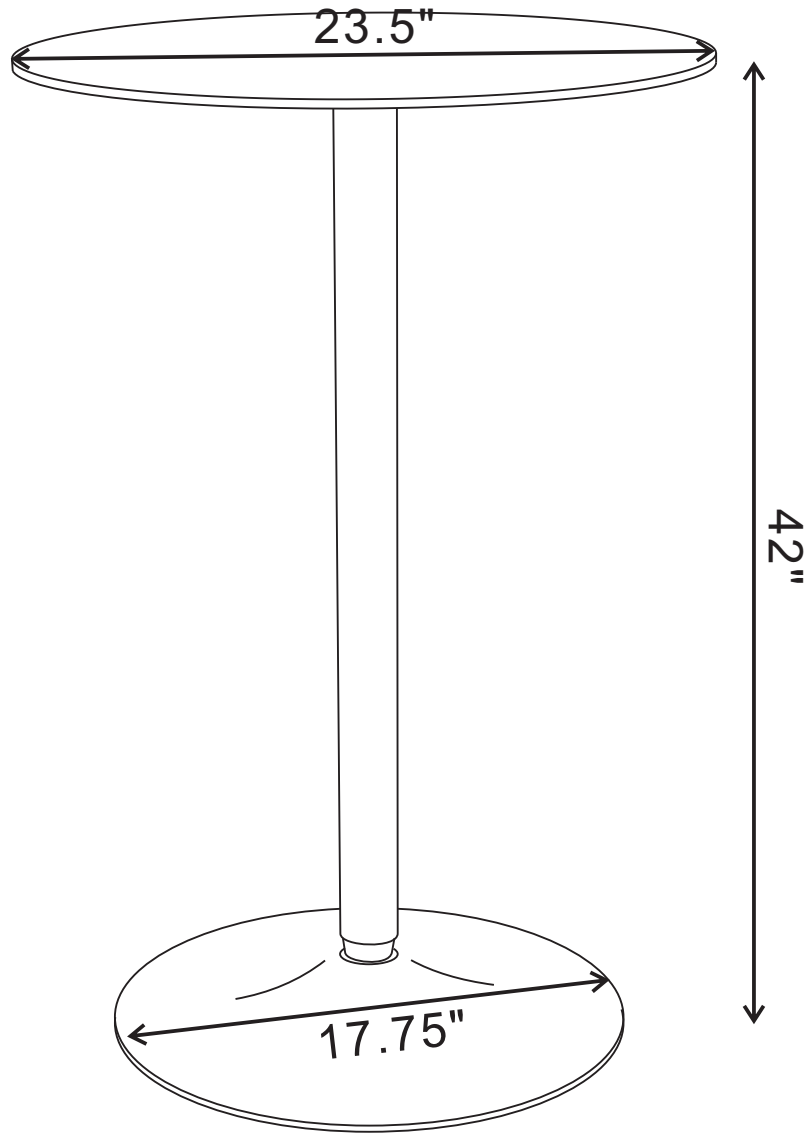
STEP 3



STEP 4



ASSEMBLY INSTRUCTIONS



Note: Dimension tolerance $\pm 5\%$