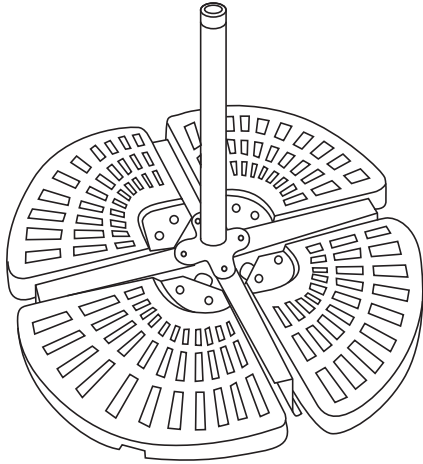


WATER FILLED UMBRELLA BASE


FOR OFFSET CANTILEVER UMBRELLA



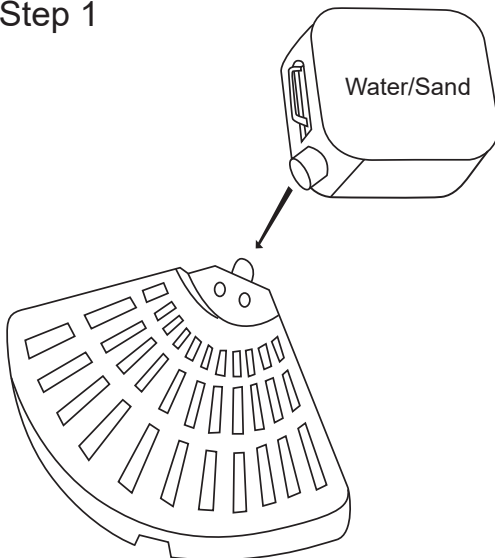
- Please read instructions thoroughly before assembling. Familiarize yourself with the parts and the accompanying illustrations to ensure safe and proper assembly.
- Don't fasten the screws and bolts tightly until all the screws and bolts are assembled in place.
- Repeated assembly can weaken the locking ability of the nuts.
- Periodically check all bolted connections to make sure they are tight and secure.

Part List

(A)



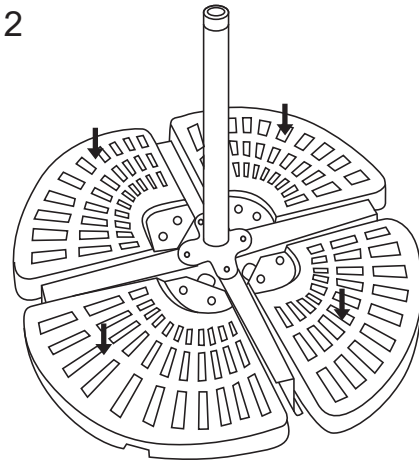
Step 1



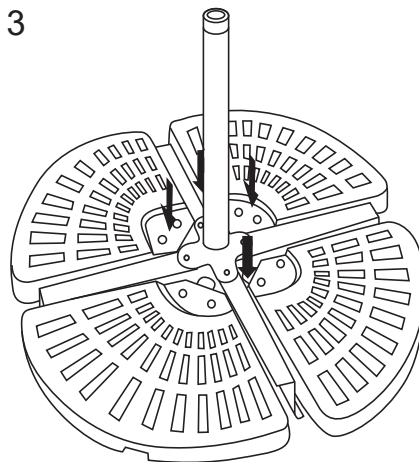
Fill the base with sand or water to increase the weight.

Warning:
Only fill with water when used in warm climates.
Do not fill with water if exposed to freezing temperatures.
Formation and expansion of ice may crack the base.

Step 2



Step 3



Place the water or sand filled base snug into a corner of the umbrella stand as shown in the diagram.

Note: It is recommended to use 4 plastic bases to properly weigh the umbrella base to the ground.