





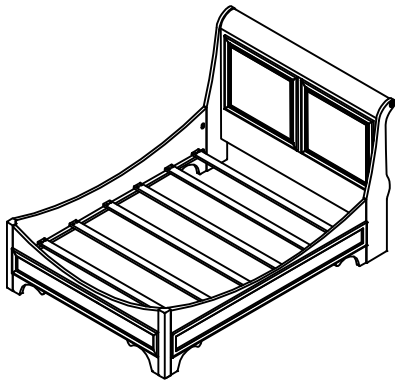
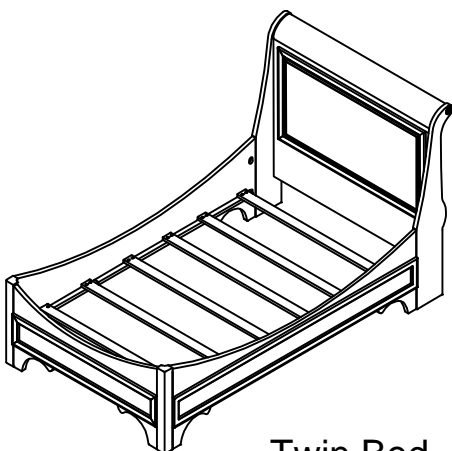


Assembly Instructions

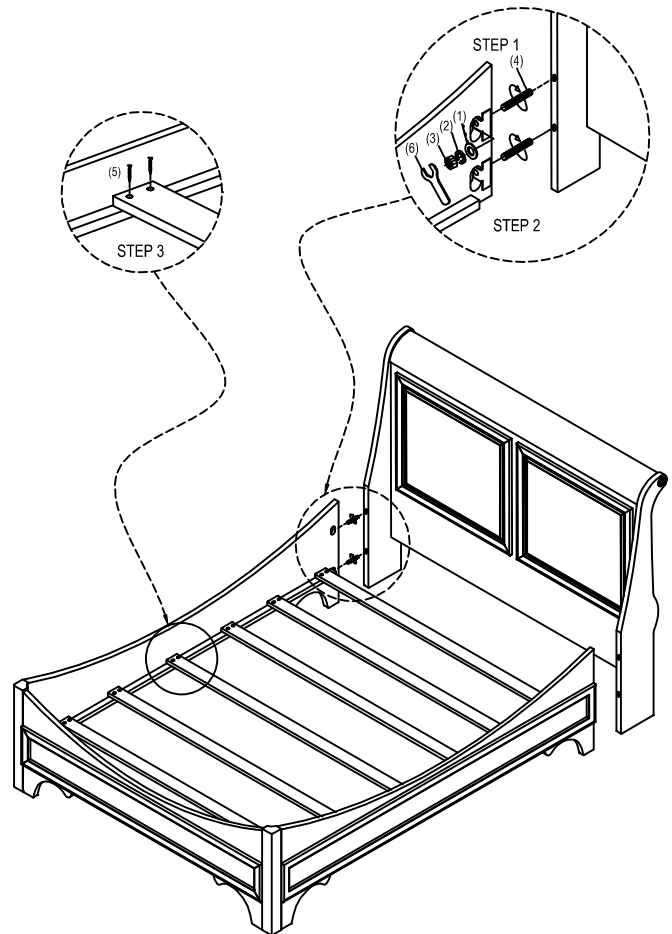
NO.	Hardware List		TWIN	FULL
1		Ø5/16"*Ø16mm*2mm Flat Washer	8	8
2		Ø5/16"*13mm Spring Washer	8	8
3		Ø5/16" Hex Nut	8	8
4		Ø5/16"x78mm Thread Bolt	8	8
5		M4 * 1" Screw	24	24
6		Ø5/16" Wrench	1	1



Full bed



Twin Bed



Notice: Two or more persons are needed for assembly.